

Colonial

2024 First Half Results

July 30th, 2024



DISCLAIMER

By attending this presentation and receiving this document, you are agreeing to be bound by the following limitations. Any failure to comply with these restrictions may constitute a violation of applicable securities laws and/or may result in civil, administrative or criminal liabilities.

This document is strictly confidential and is being furnished to you solely for your information. It may not be reproduced, or redistributed to any other person, and it may not be published, in whole or in part, for any purpose.

The information contained in this presentation (“Presentation”) has been prepared by **Inmobiliaria Colonial, SOCIMI S.A. (the “Company”)** and has not been independently verified and will not be updated. No representation, warranty or undertaking, express or implied, is made as to, and no reliance should be placed on, the fairness, accuracy, completeness or correctness of the information or opinions contained herein and nothing in this Presentation is, or shall be relied upon as, a promise or representation. None of the Company nor any of its employees, officers, directors, advisers, representatives, agents or affiliates shall have any liability whatsoever (in negligence or otherwise, whether direct or indirect, in contract, tort or otherwise) for any loss howsoever arising from any use of this Presentation or its contents or otherwise arising in connection with this Presentation.

This Presentation is for information purposes only and is incomplete without reference to, and should be viewed solely in conjunction with, the oral briefing provided by the Company and the Company’s publicly available information. The information and opinions in this presentation are provided as at the date hereof and subject to change without notice. It is not the intention to provide, and you may not rely on these materials as providing, a complete or comprehensive analysis of the Company’s financial or trading position or prospects.

This Presentation does not constitute investment, legal, accounting, regulatory, taxation or other advice and does not take into account your investment objectives or legal, accounting, regulatory, taxation or financial situation or particular needs. You are solely responsible for forming your own opinions and conclusions on such matters and for making your own independent assessment of the Company. You are solely responsible for seeking independent professional advice in relation to the Company. No responsibility or liability is accepted by any person for any of the information or for any action taken by you or any of your officers, employees, agents or associates on the basis of such information.

This Presentation contains financial information regarding the businesses and assets of the Company. Such financial information may not have been audited, reviewed or verified by any independent accounting firm. The inclusion of such financial information in this Presentation or any related presentation should not be regarded as a representation or warranty by the Company, its affiliates, advisors or representatives or any other person as to the accuracy or completeness of such information’s portrayal of the financial condition or results of operations by the Company and should not be relied upon when making an investment decision. . Certain financial and statistical information in this document has been subject to rounding off adjustments. Accordingly, the sum of certain data may not conform to the expressed total.

Certain statements in this Presentation are forward-looking. By their nature, forward-looking statements involve a number of risks, uncertainties and assumptions which could cause actual results or events to differ materially from those expressed or implied by the forward-looking statements. These include, among other factors, changing economic, business or other market conditions, changing political conditions and the prospects for growth anticipated by the Company’s management. These and other factors could adversely affect the outcome and financial effects of the plans and events described herein. Forward-looking statements contained in this Presentation and based upon past trends or activities should not be taken as a representation that such trends or activities will continue in the future. The Company does not undertake any obligation to update or revise any forward-looking statements, whether as a result of new information, future events or otherwise.

The market and industry data and forecasts included in this Presentation were obtained from internal surveys, estimates, experts and studies, where appropriate as well as external market research, publicly available information and industry publications. The Company, its affiliates, directors, officers, advisors and employees have not independently verified the accuracy of any such market and industry data and forecasts and make no representations or warranties in relation thereto. Such data and forecasts are included herein for information purposes only. Accordingly, undue reliance should not be placed on any of the industry or market data contained in this Presentation.

NEITHER THIS DOCUMENT NOR ANY OF THE INFORMATION CONTAINED HEREIN CONSTITUTES AN OFFER OF PURCHASE, SALE OR EXCHANGE, NOR A REQUEST FOR AN OFFER OF PURCHASE, SALE OR EXCHANGE OF SECURITIES, OR ANY ADVICE OR RECOMMENDATION WITH RESPECT TO SUCH SECURITIES.



Agenda

01 Highlights

02 Financial Performance

03 Portfolio Management

04 Future Growth

The Prime Asset Class outperforms due to a unique nature of demand & supply

Prime Asset Class with unique fundamentals ...

Two separate markets within the sector with different fundamentals

Our Market: Prime property with unique demand & supply characteristics

Demand for prime with increasing momentum - polarization

- Strong appetite by end users, looking for uniqueness of user experience & top product
- CBD Prime locations with strong connectivity key
- Consistent evidence of this differentiated market trend since Covid started
- Dynamics are not about vacancy, it is the opposite, it is about growing demand

Supply is defined by scarcity & uniqueness of the assets

- There is limited stock and limited new supply
- Lack of high-quality product with maximum sustainability standards & efficient connectivity
- Assets with large efficient floor plates, amenities and complementary flex space options are almost inexistent

... delivers the strongest performance

Widening gap between best and the rest

Our portfolio: Top-quality prime assets in central urban areas delivering superior performance

Prime property delivers the strongest performance

- The outcome of the supply & demand dynamics is full occupancy & rental growth
- We attract the best clients and capture above average rental growth with our skills and capabilities
- There is consistent evidence about this market trend since covid started. In our markets & globally
- The best are different than the rest - a simplified view of the office market is not reflecting reality (and is not helping us)
- Uniqueness of supply = optionality to create additional value through **Urban Transformation projects** in two ways:
 1. Looking for better office product or
 2. Looking for new mixed-use approaches

Outstanding operating results with asset values stabilizing

1

Sustained Cash Flow Growth	GRI - <i>Like for Like</i> +6.5% + 7% in Paris & +9% Barcelona	EPRA Earnings €92m +6%	EPRA EPS €17.0 cts +6%
-------------------------------	---	---	---

2

Operational Outperformance	Rental Growth ¹ +6% in 6 months +10% in Paris in 6 months	Release Spread ² +9% Group +22% in Paris	Occupancy 97.3% 100% in Paris
-------------------------------	---	--	--

3

Asset Values Stabilizing	Gross Asset Value €11.3bn +0.7% <i>Like for Like</i>	Disposals YTD €200m +11% premium on appraisals	Net Tangible Assets €9.66/sh.
-----------------------------	---	---	---

4

Solid Capital Structure	Net Tangible Assets €5.8bn⁴ post Alpha X +€622m in 6 months	Loan To Value 36.7% post Alpha X ⁵ (280bps) vs Decembre 23	Financial Cost Under Control 1.74% stable vs 12/23
----------------------------	---	--	--

1. ERV Growth for Colonial commercial effort .Signed rents vs 12/23 ERV (new lettings & renewals).

2. Signed rents vs. previous contracts & re-let spaces

3. NTA variance excluding annual dividend paid on June 24

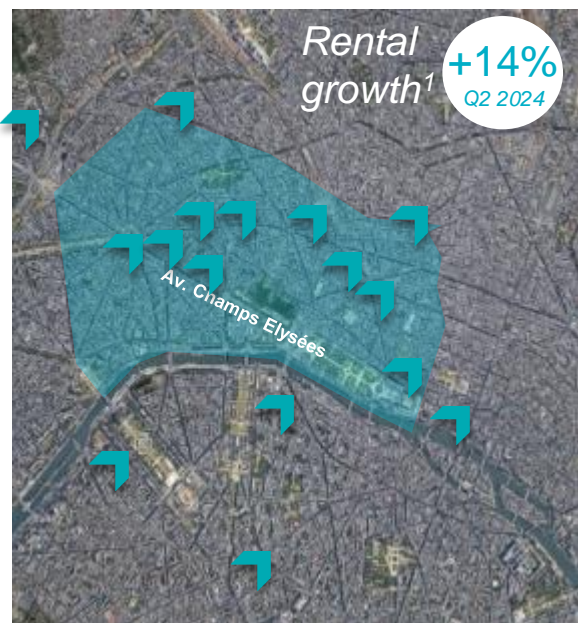
4. NTA as of 30.06.24 + CriteriaCaixa capital increase of €622m

5. LTV including transfers costs as of 30.06.24 + impact of Criteria Caixa capital increase and the final execution of Méndez Álvaro Residential disposal. EPRA LTV post Alpha X stands at 44.2%

The best prime property delivers outperformance in rental levels

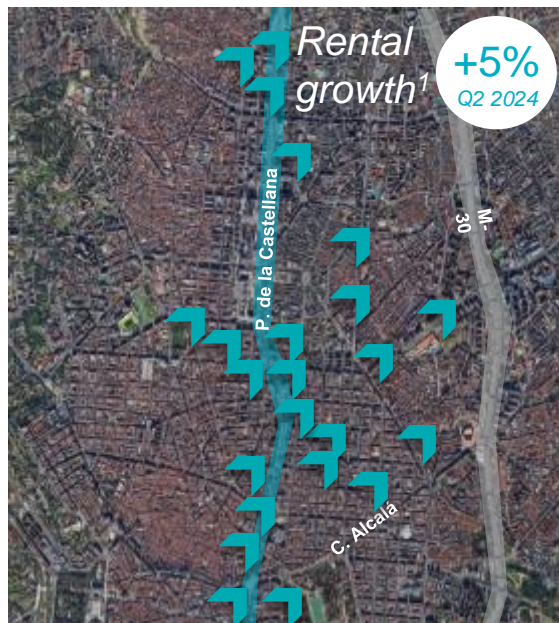
Paris

Maximum rent signed
1,100 €/sqm/year



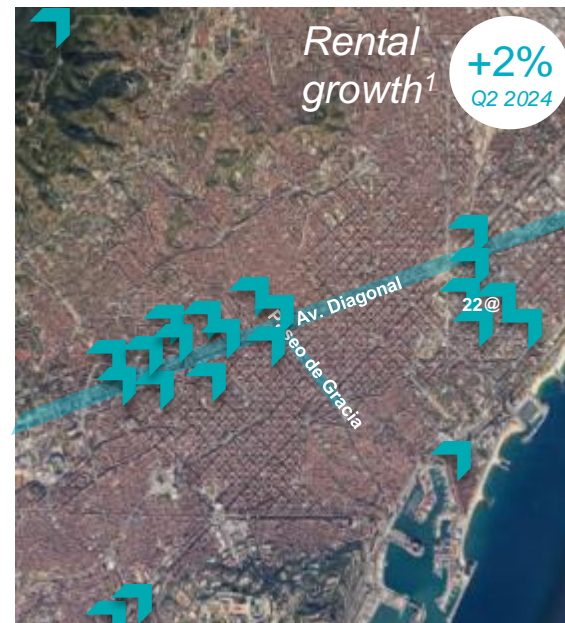
Madrid

Maximum rent signed
40 €/sqm/month



Barcelona

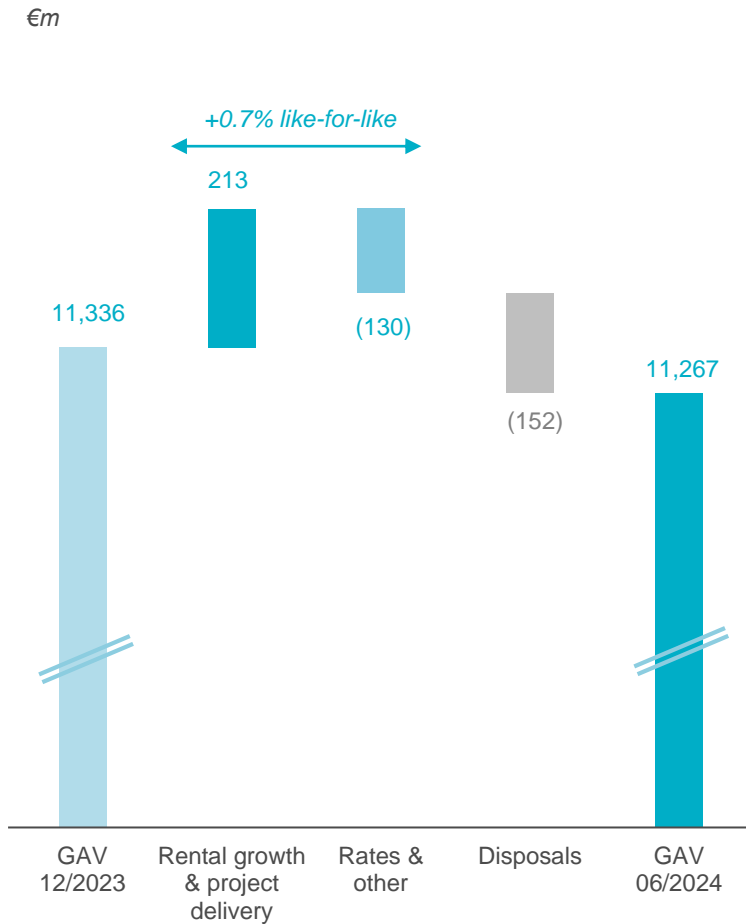
Maximum rent signed
28 €/sqm/month



1. ERV Growth for Colonial commercial effort 2Q22024 .Signed rents vs 12/23 ERV (new lettings & renewals)

Rental Growth is driving improved valuation outlook

Rental growth drives Colonial's portfolio valuation



The start of a new cycle of urban transformation – Alpha X




17.800 sqm

Sancho de Ávila
Barcelona – 22@

- ▶ Changing current office use into Life Science/ Healthcare
- ▶ 30-year contract with leading Spanish Operator
- ▶ Pre- agreed rent significantly above the office prime rent
- ▶ Creation of a healthcare/ life science asset in an existing City Hub with strong potential for new healthcare / life-science initiatives



24.000 sqm

Condorcet
Paris – City centre

- ▶ A future campus on a 9th Arrond. block open to the city
- ▶ Additional GLA created along with green areas
- ▶ Large scale asset providing all the amenities the new users require
- ▶ Strong rental reversion vs previous contract

Urban-mixed usage assets with big floor plates and well located in urban central areas most sought after by tenants -> increased rental and capital growth potential



46.900 sqm

Santa Hortensia
Madrid – City centre

- ▶ Ongoing discussions for pre-let structures
- ▶ Area with strong demand for all living uses
- ▶ Strong mixed-use synergies between uses of common areas
- ▶ New mixed-use with strong rental reversion



22.000 sqm

Scope
Paris – City centre

- ▶ Multi-purpose building offering a unique range of services with generous outdoor spaces (garden, loggias, rooftop)
- ▶ Next to one of main Transportation Hubs: Paris - Gare de Lyon. 2nd largest office sector in Paris
- ▶ Best ESG Standards - Bioclimatic façade & reuse of existing materials

¹ Levered IRR at EPRA LTV post capital increase



01 Highlights

02 Financial Performance

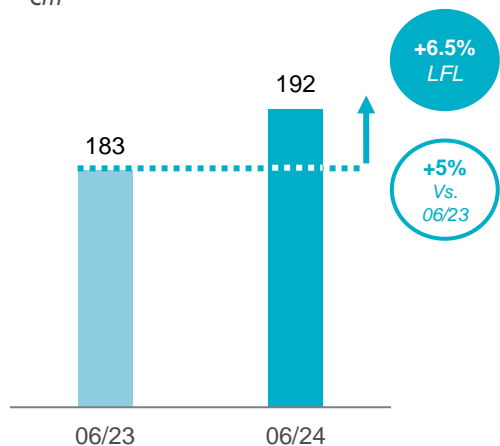
03 Portfolio Management

04 Future Growth

Colonial's prime property strategy delivers strong growth in earnings

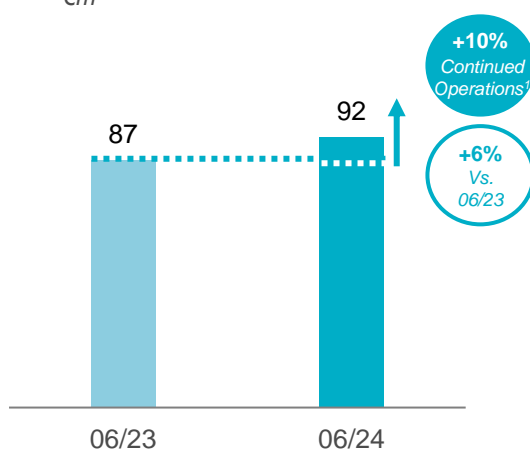
Gross Rental Income

€m



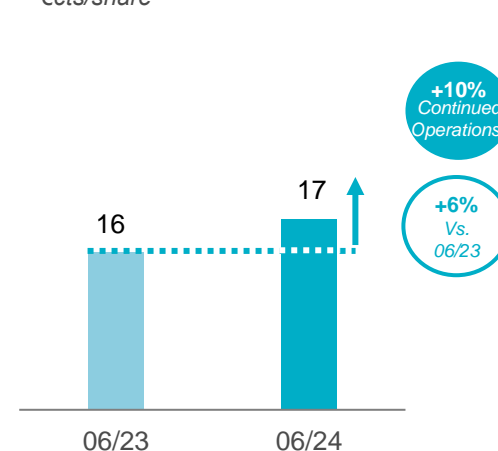
EPRA Earnings

€m



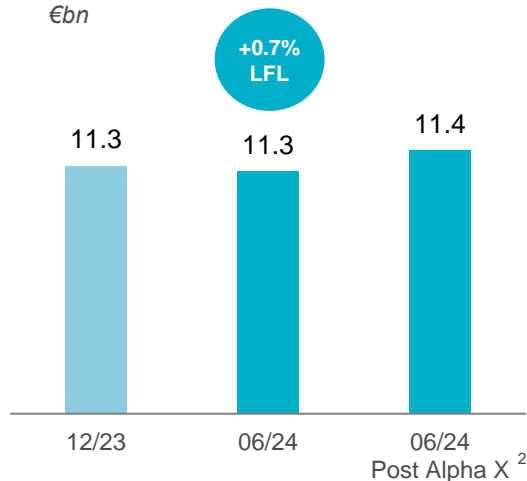
EPRA EPS¹

€cts/share



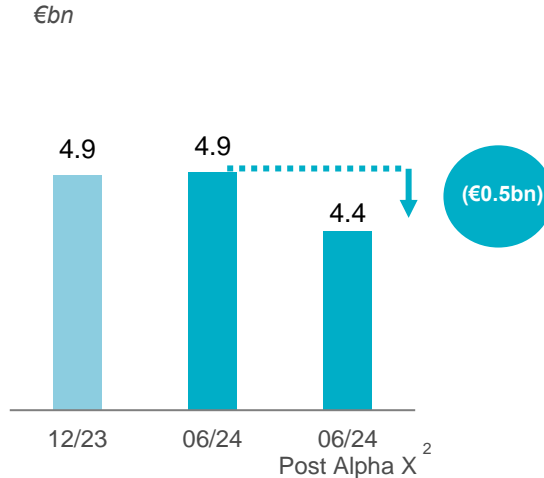
Gross Asset Value

€bn



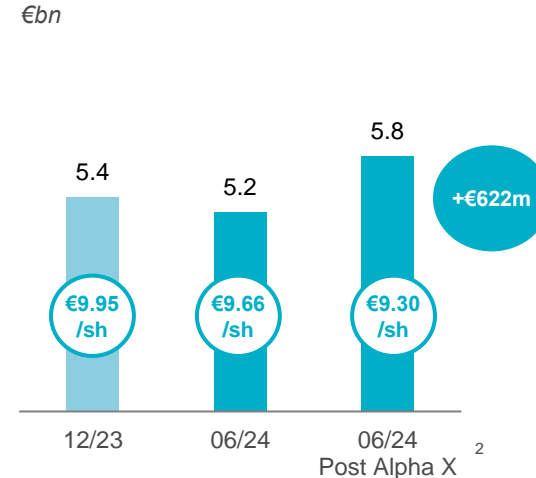
Net Debt

€bn



Net Tangible Assets

€bn

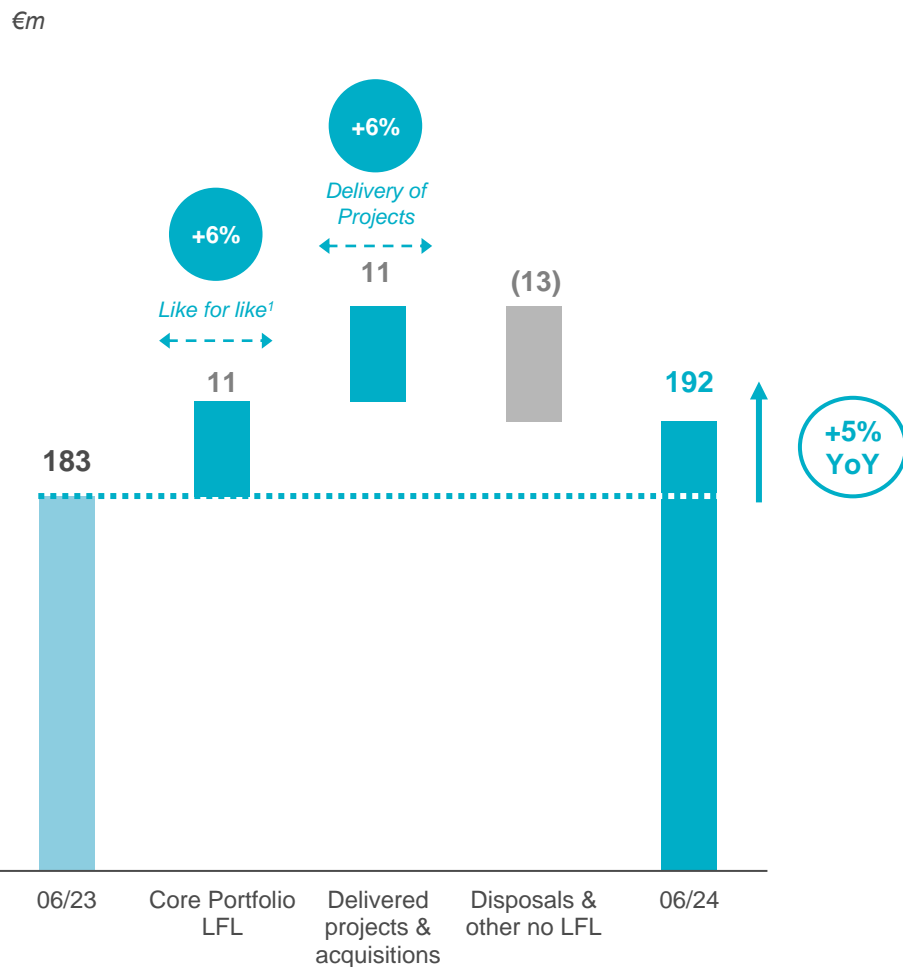


¹ Excluding the impact of disposals

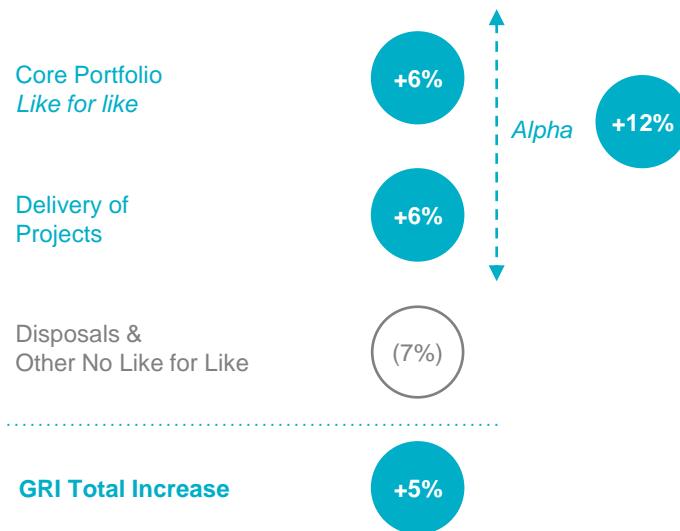
² Includes impact of Criteria Caixa capital increase and the final execution of Méndez Álvaro Residential disposal.

Gross rental income growth on the back of core portfolio & project deliveries

Gross Rental Income Variance



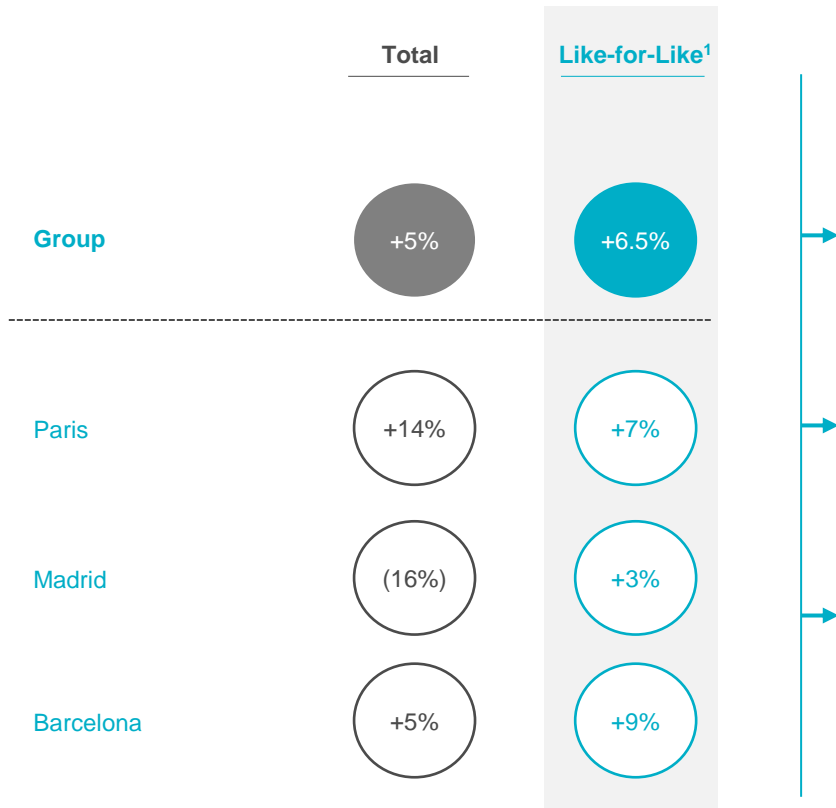
Gross Rental Income Growth (%)



1) Like-for-like calculated following EPRA BPR recommendations

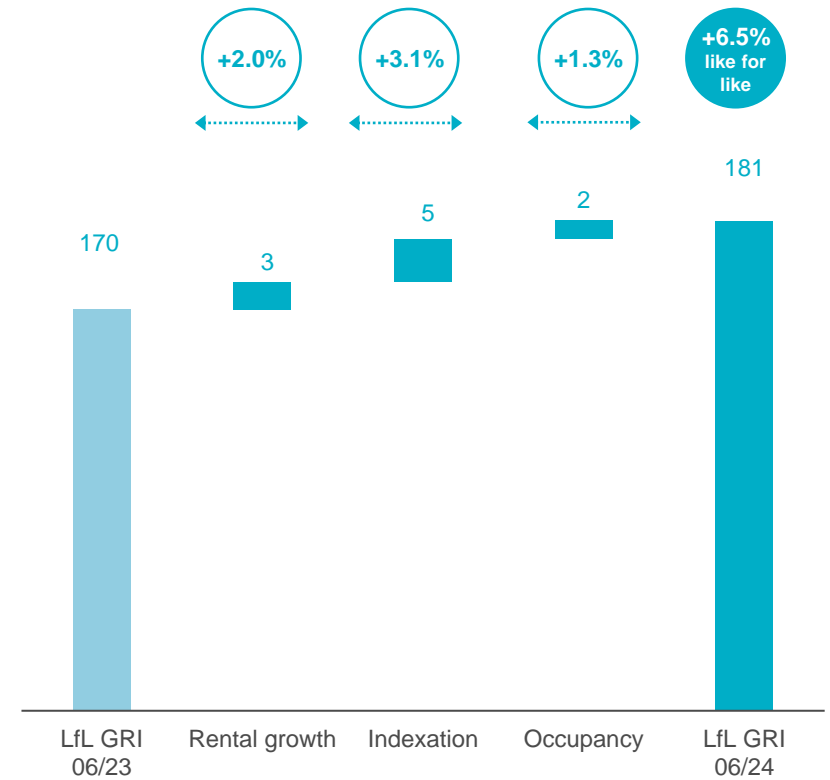
Solid Gross Rental Income like for like growth through superior pricing power

Gross Rental Income Variance (%)



Gross Rental Income Like for Like¹ Variance

€m

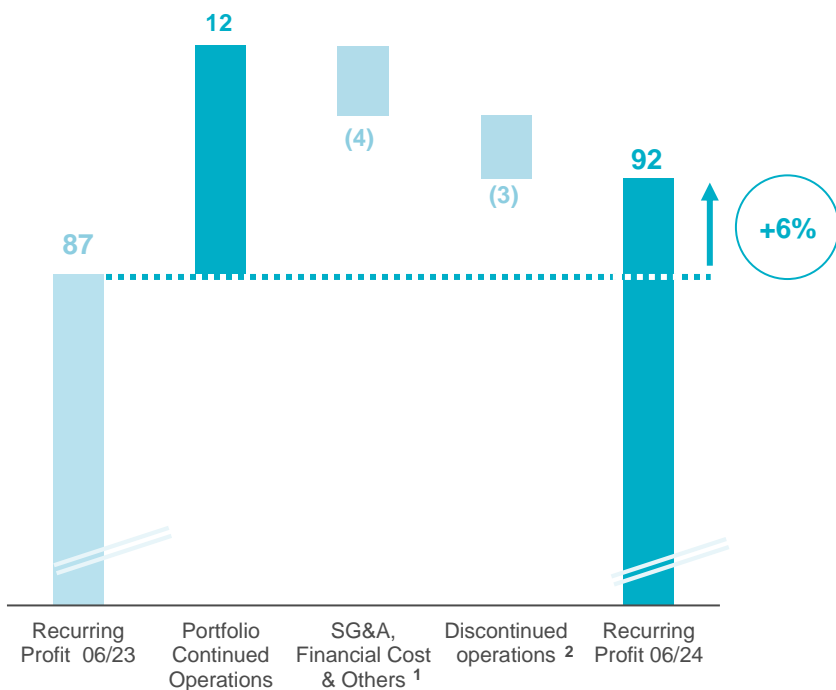


1) Like-for-like calculated following EPRA BPR recommendations

Strong growth in EPRA EPS - acceleration towards upper range of guidance

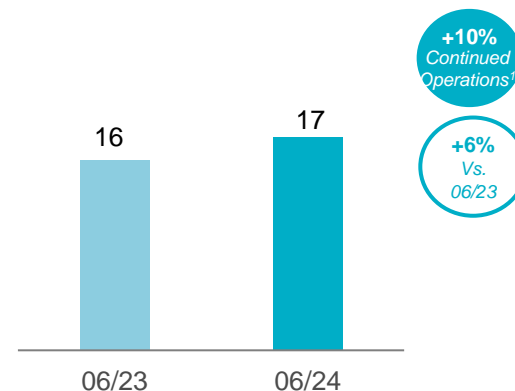
EPRA Earnings

€m



EPRA EPS

€cts/share



2024 EPS Guidance of €30-32cts confirmed

Acceleration towards the upper range

(1) Includes the taxes, minorities of SFL & others

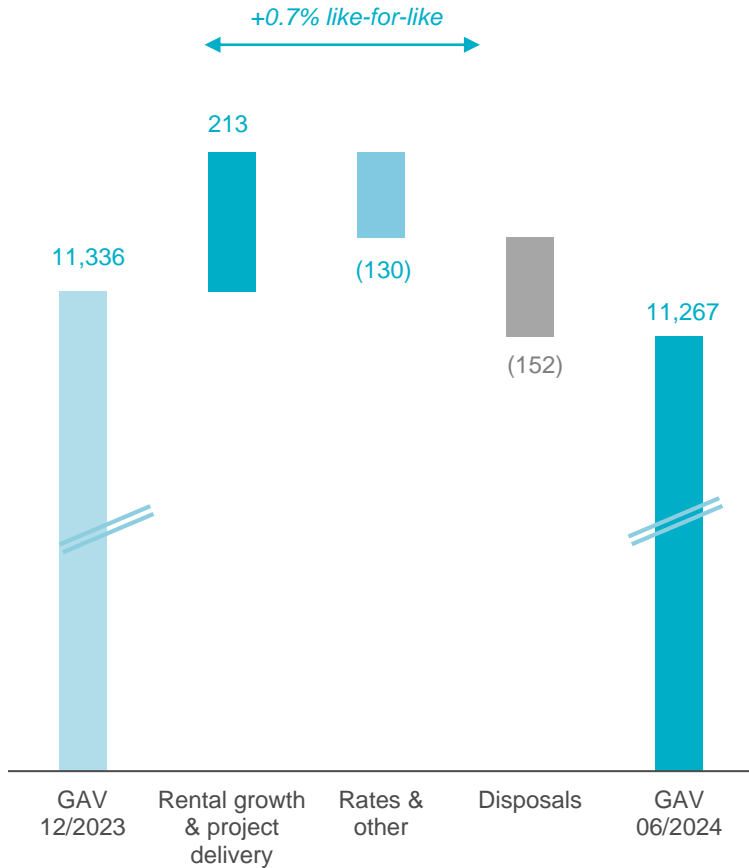
(2) Adjusted for the impact of asset disposals

Gross Asset Values improving

Gross Asset Values

Pricing Power & Project Deliveries offsetting Rates

€m



GAV Like For like Variance

Group GAV Like for like: +0.7%

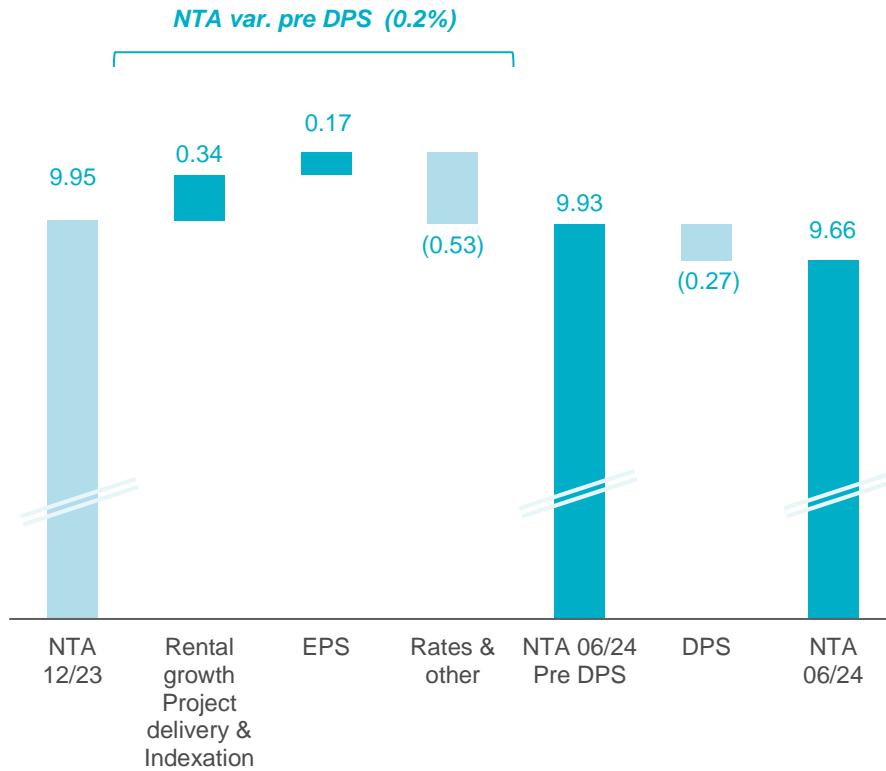
	GAV Variance 6 months	Capital Value	Valuation Yield ¹ - Cap Rate -	Yield Exp. vs peak 1H22
PARIS	+1.0% LFL	€17,490 ² /sqm	4.3%	+127 bps
MADRID	+0.6% LFL	€6,567 /sqm	4.8%	+78 bps
BARCELONA	(0.5%) LFL	€5,012 /sqm	5.0%	+81 bps

(1) In Spain consultants publish gross yields whereas in France consultants publish net yields
 (2) In France, capital value corresponds to operating assets excluding the main commercial assets


Rental growth driving NTA stabilisation

Net Tangible Assets: €9.66/share (€9.93 / share pre dividend)

€/share

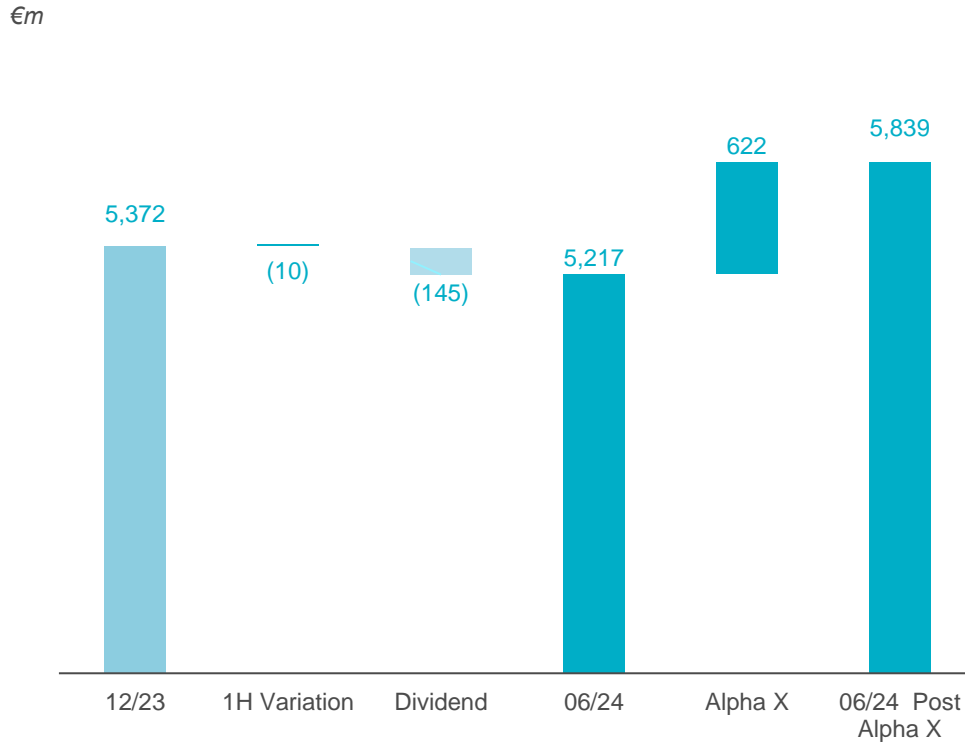


Net Tangible Assets - value variance

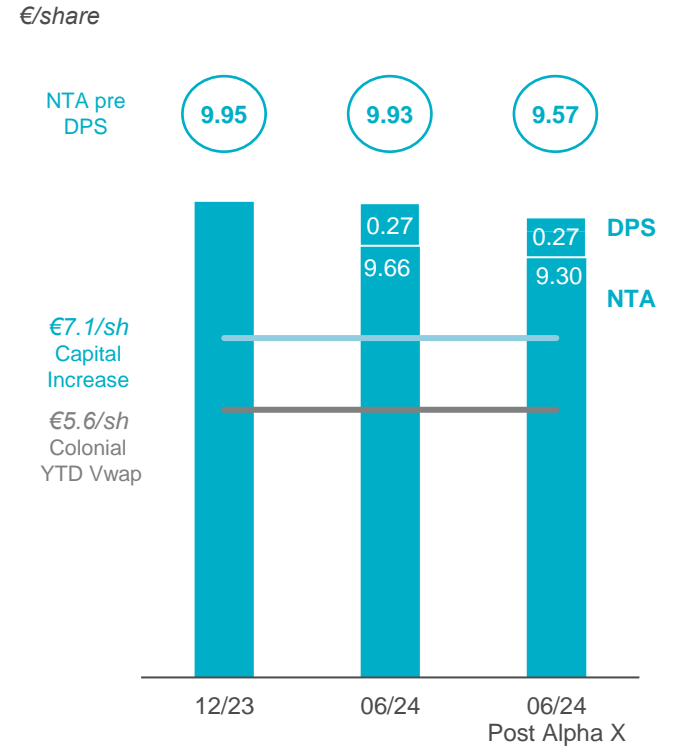


Strengthened equity base by €622m at premium to share price

Significant increase in Shareholder Equity (NTA)



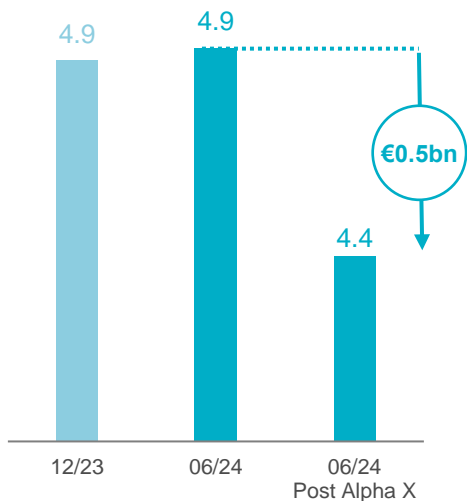
Capital increase at premium to share price
Limited dilution in NTA per share



Significant debt and leverage reduction with enhanced liquidity

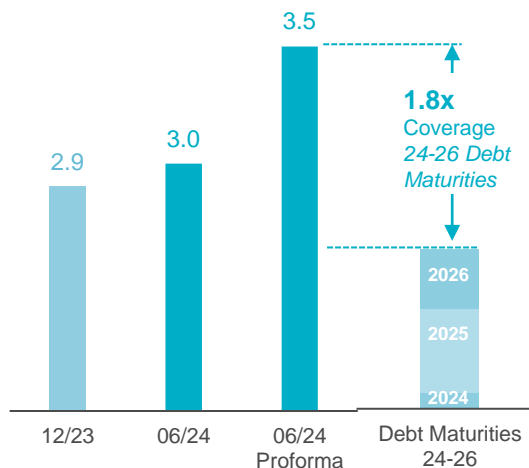
Significant net debt reduction in 6 months

€bn



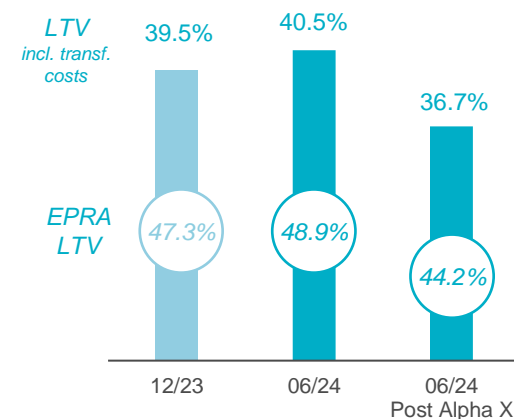
Enhanced liquidity & improved maturities

€bn



Loan To Value

%



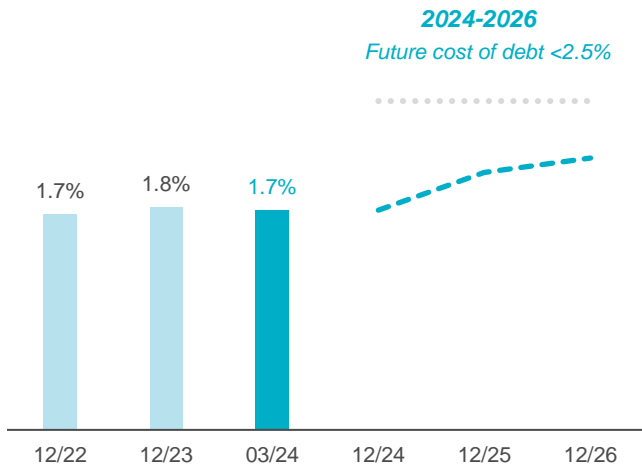
Note: All LTVs including the sales agreements already signed at each corresponding date

¹ Includes cash inflows from Criteria and final settlement of asset disposals

² Colonial's Net Debt excluding debt attributable to projects divided by Topped up Operating EBITDA

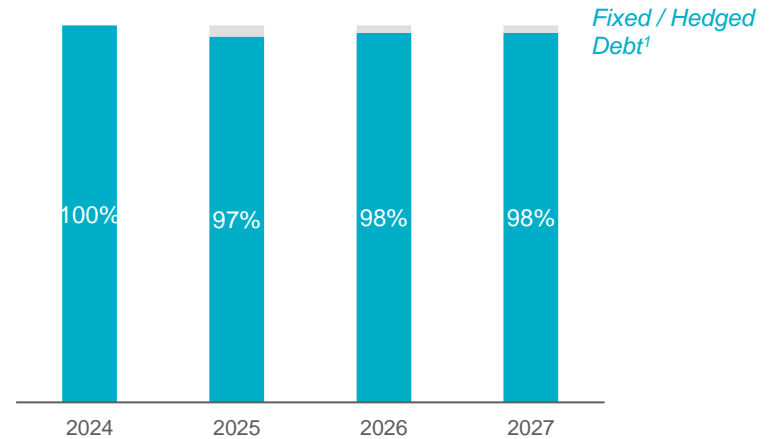
Financial costs under control with 100% debt at fixed rate

Future Stable Financial Cost



Note: Current and future Spot Interest Rate estimate based on current drawn debt position not including additional funding/ debt.

Debt fully hedged for the next 4 years



¹ Debt fixed or hedged as of 25/07/24

Enhanced financial strength based on high ESG standards

Renewal of €1.9bn of Credit Facilities with better conditions based on ESG metrics

- ▶ Renewal of a €1bn with maturity extension of 5+1+1 years
- ▶ Better cost and margin
- ▶ High-quality banking pool comprising 10 leading international banks
- ▶ Sustainable loan with ambitious ESG KPIs, confirming Colonial's commitment on decarbonization



Reduction of
CO₂ emissions



Asset
certification



GRESB
Rating

Active liability management

- ▶ Two new debt placements totaling €200m, enlarging Colonial's bond maturing in November 2029 and refinancing in advance the Bond maturity in Oct-2024

BBB+ Credit rating confirmed by S&P

- ▶ S&P has confirmed Colonial's Rating at BBB+ with Stable Outlook
- ▶ S&P value cash flow resilience, strong liquidity and limited impact of higher interest rates in coming years



01

Highlights

02

Financial
Performance

03

Portfolio
Management

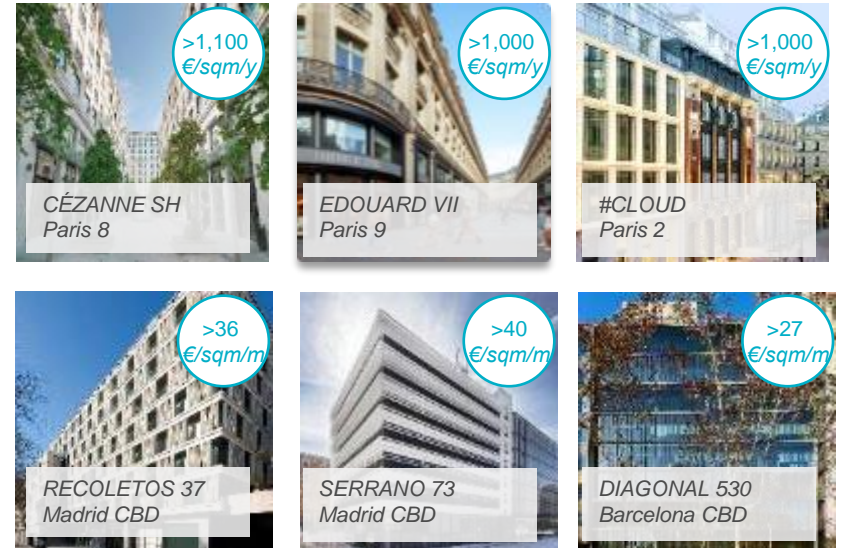
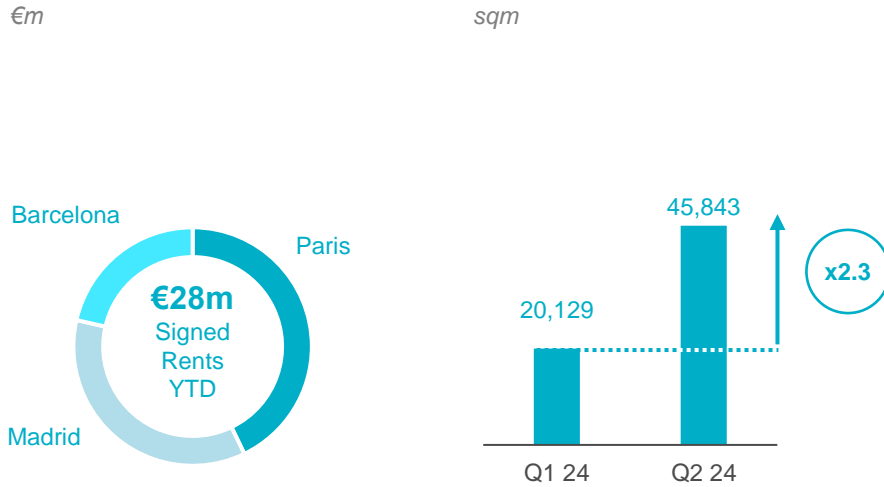
04

Future
Growth

Our premium assets deliver strong letting performance...

Strong Letting Performance...

... with prime properties capturing the highest rents in the market

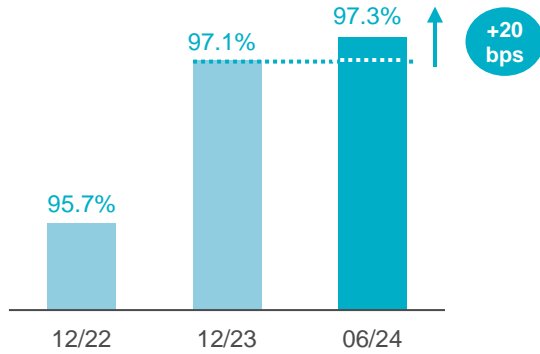


... on the back of top tier clients


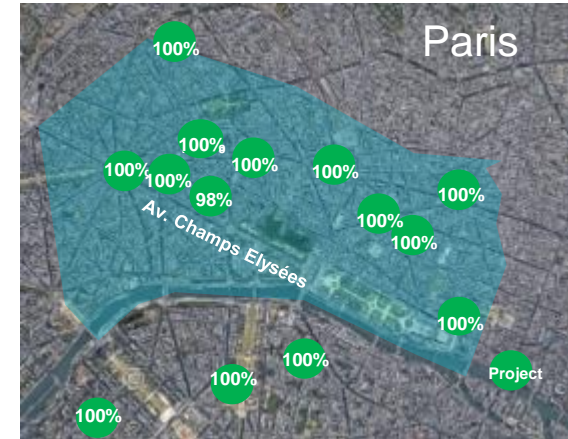


Prime portfolio with strong occupancy profile outperforming the market

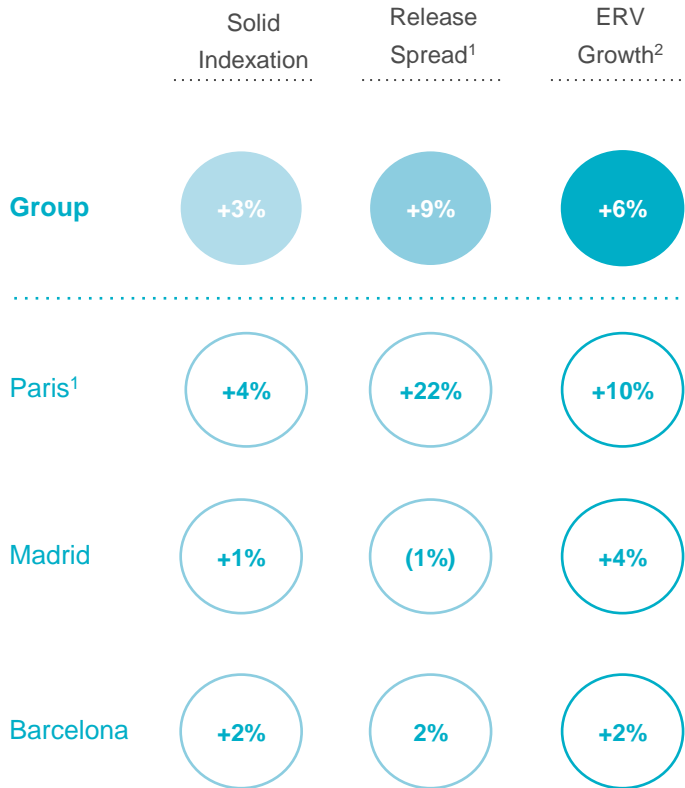
Our prime portfolio delivers maximum occupancy levels...



... outperforming the market in every city



Strong pricing power - letting performance achieving record rental levels

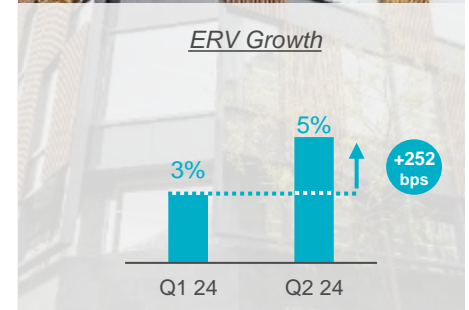
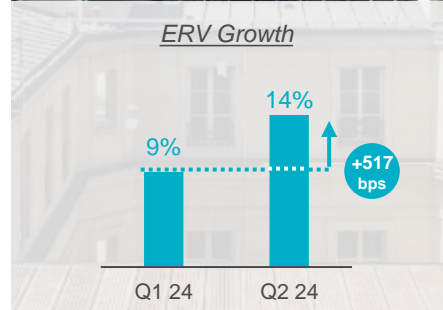


Paris

Madrid

Maximum rent signed
1,100 €/sqm/year

Maximum rent signed
40 €/sqm/month



1. Signed rents vs previous contracts and re-let spaces
2. Signed rents vs 12/23 ERV (new lettings & renewals)

Project delivery - Madnum has strong momentum

Additional rental growth & Capital Value

High Rental Increase

€19m
New Rents

>8%
Yield On cost

Almost Delivered

2H 2024
Delivery

€15m
Pending Capex

Strong commercial interest prior to delivery

Large Scale Project

56,000sqm
Office

4,000 sqm
Retail

Commercial Momentum

c.25% GLA
Signed
Head of Terms

>150,000 sqm
High Interest for large
demands

Strong momentum



Clear Leadership on ESG & Decarbonization

Colonial's Sustainable Strategy Awarded Internationally

Financial Times and Statista: "Colonial as one of Europe's Climate leaders 2024"



Time: "Colonial as one of the World's most Sustainable Companies 2024"



Highest rankings across ratings

GRESB 5 STAR – 4th year in a row

#3 Among 100 Listed Peers

94/100 Standing Investments


SUSTAINALYTICS 6.2 Rating

Top 0.2% Globally¹

CDP A – Score

Top 1.5% Globally²

(1) Colonial ranks among the 26 companies with the highest rating out of 15,536 companies covered worldwide
 (2) Only 346 companies out of 23,000 in the world have an "A" rating



01 Highlights

02 Financial Performance

03 Portfolio Management

04 Future Growth

We delivered strong EPS growth on the back of a multi-layer growth platform

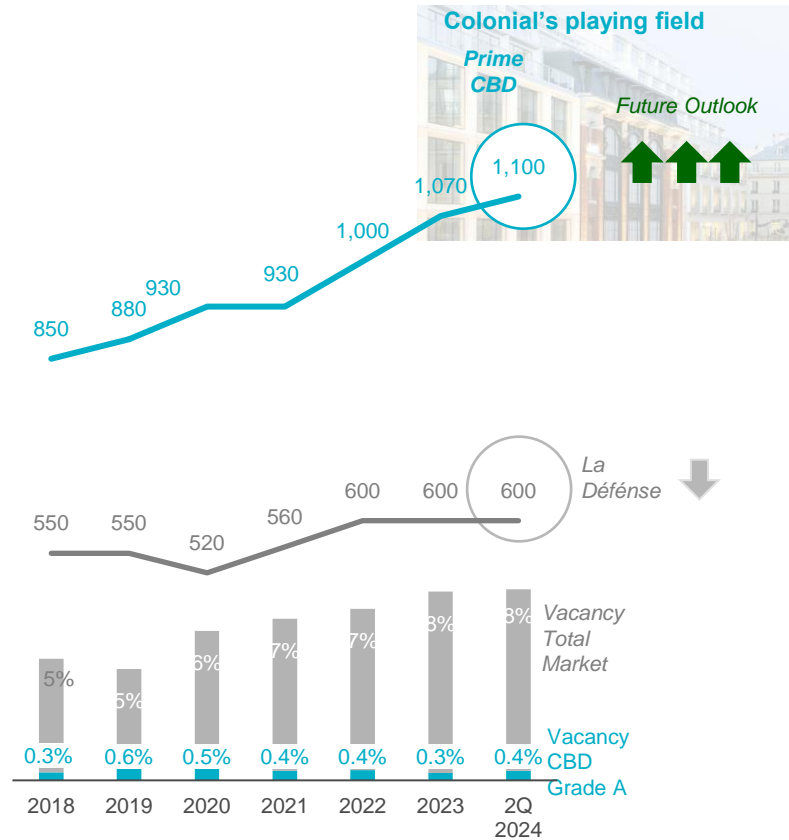


¹ Excluding the impact of disposals

Bifurcation - The best prime property delivers the highest rental growth ...

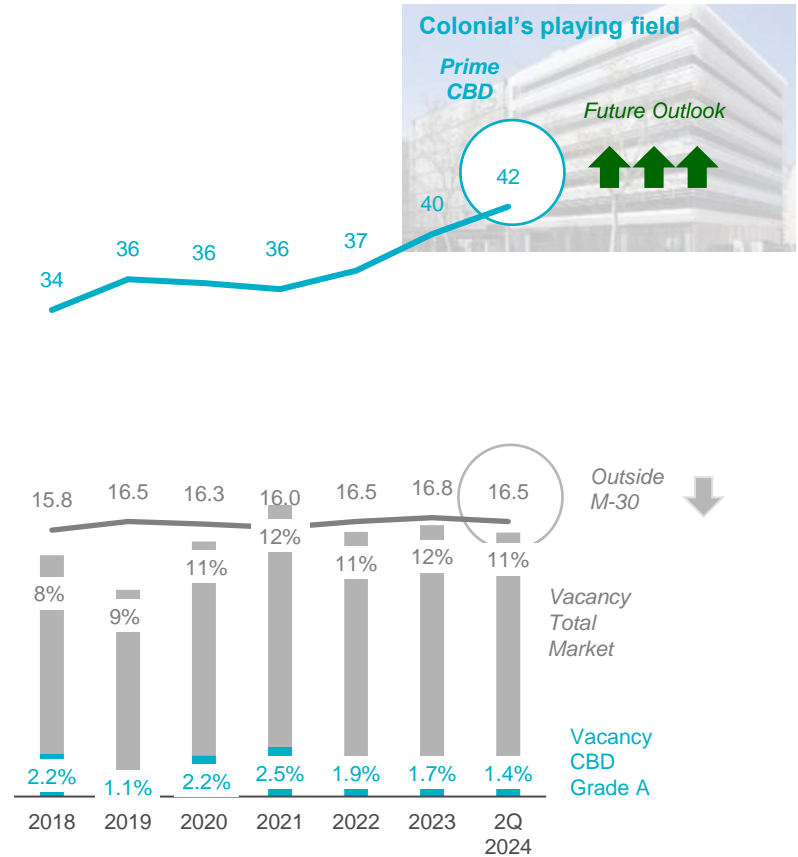
PARIS - Office rental market

Market rents (€/sqm/y)



MADRID - Office rental market

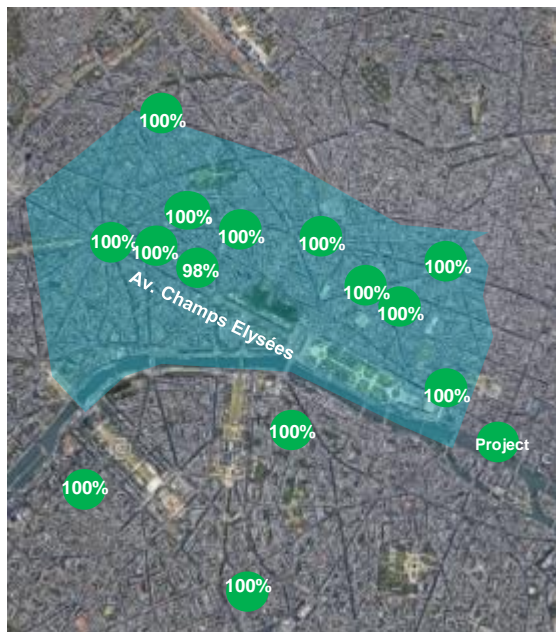
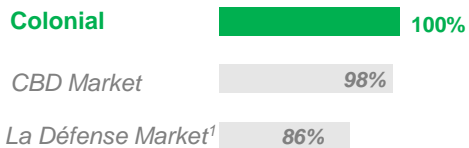
Market rents (€/sqm/m)



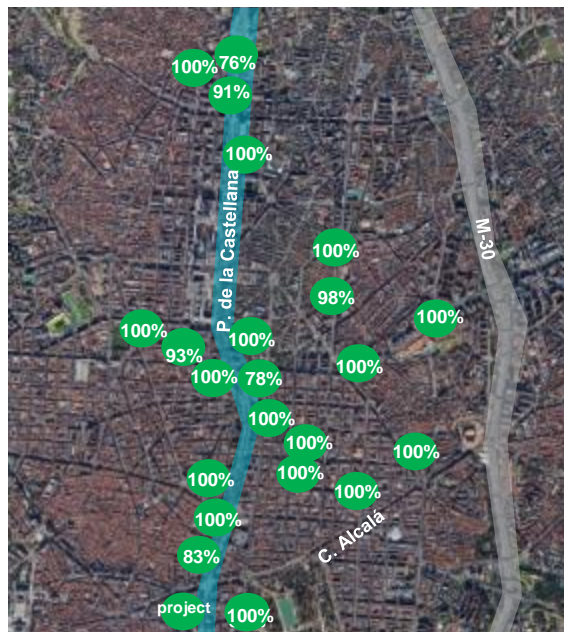

Source of market Data: CBRE

... and outperforms the market on occupancy

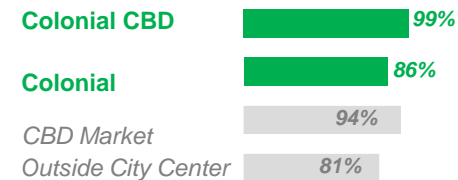
Paris



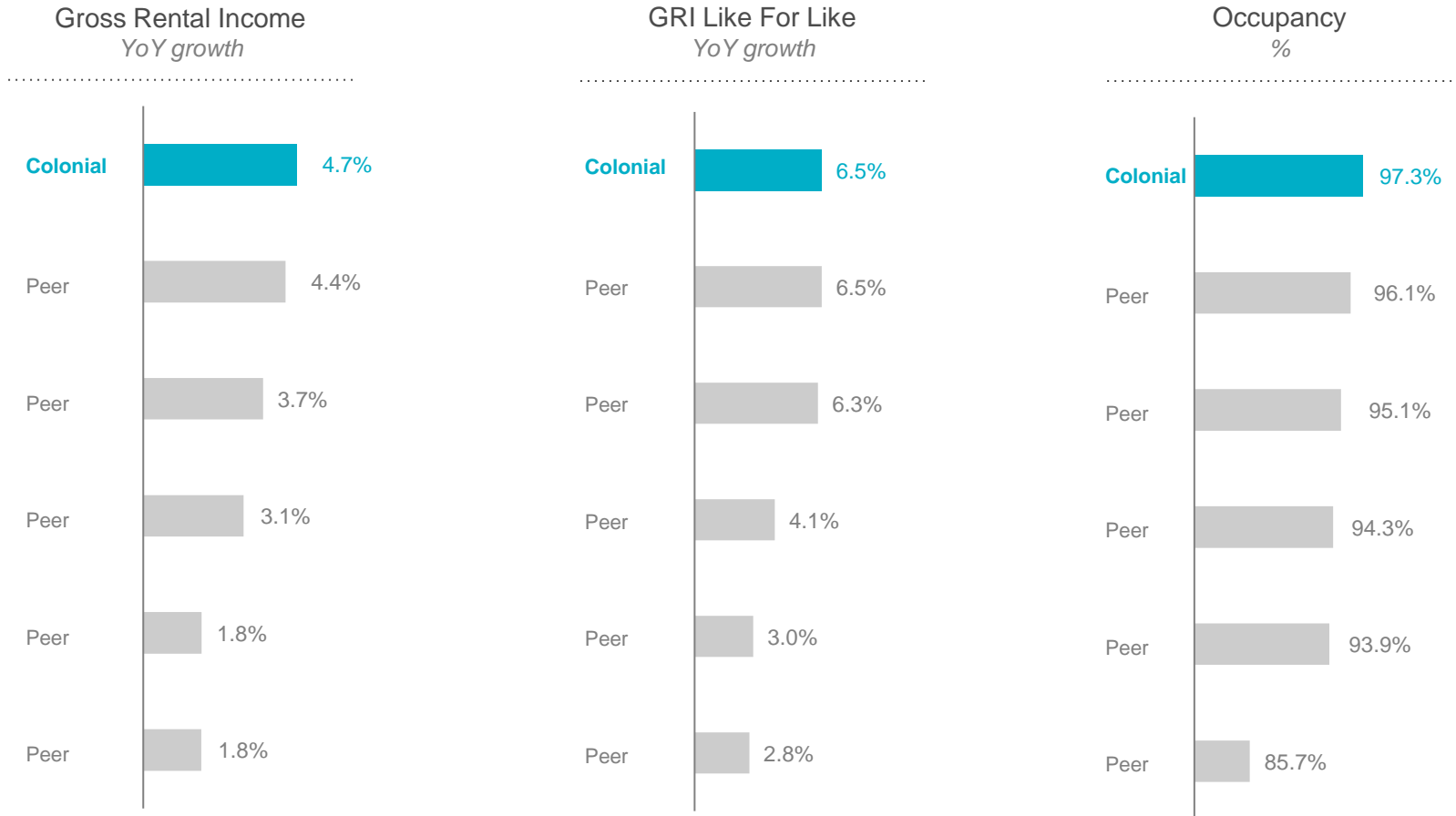
Madrid



Barcelona

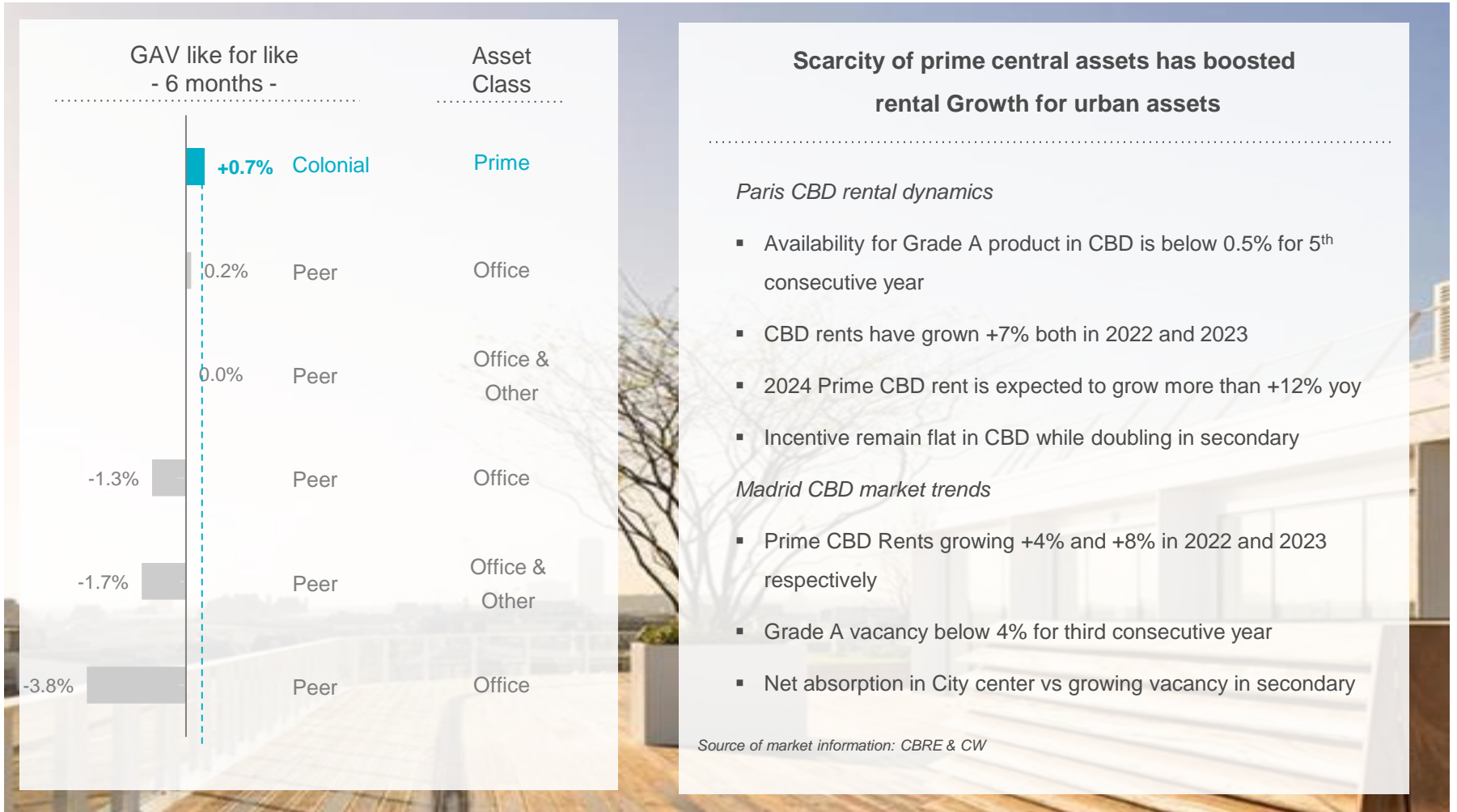


Colonial's prime property delivers operational outperformance



1. Based on last reported figures of 5 companies in the Euro area

Our Prime Assets are leading the market in value stabilization



Scarcity of prime central assets has boosted rental Growth for urban assets

Paris CBD rental dynamics

- Availability for Grade A product in CBD is below 0.5% for 5th consecutive year
- CBD rents have grown +7% both in 2022 and 2023
- 2024 Prime CBD rent is expected to grow more than +12% yoy
- Incentive remain flat in CBD while doubling in secondary

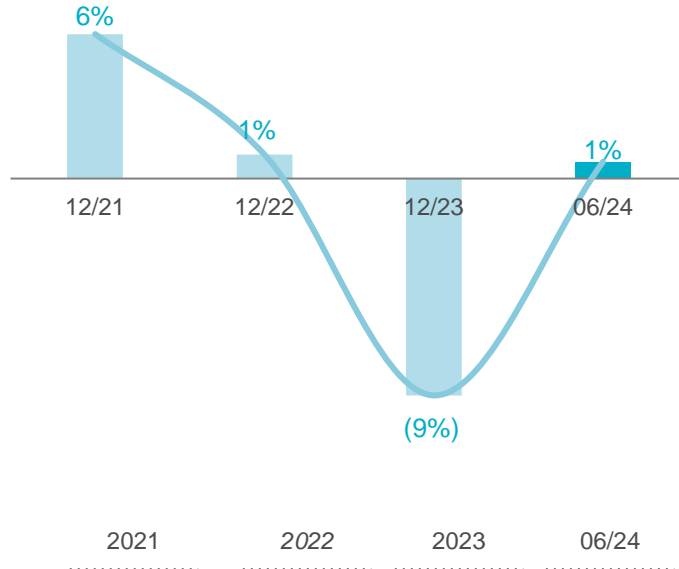
Madrid CBD market trends

- Prime CBD Rents growing +4% and +8% in 2022 and 2023 respectively
- Grade A vacancy below 4% for third consecutive year
- Net absorption in City center vs growing vacancy in secondary

Source of market information: CBRE & CW

Rental growth driving an uplift in portfolio valuation

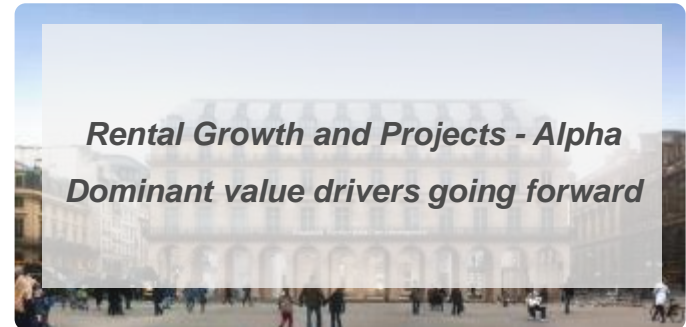
Gross asset value Like for Like - %



Rental growth & Project delivery



Rates & Others



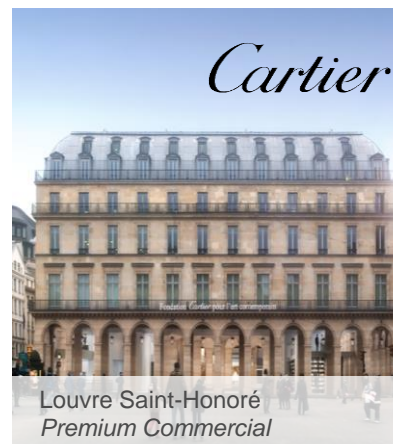


Growing demand for premium space in prime locations

Demand for prime with increasing momentum

- ▶ CBD prime locations with strong connectivity & services
 - Transport links & efficient commuting
 - Amenities/ Terraces/ Wifi
 - City Center locations with a variety of services
- ▶ High quality design and maximum sustainability standards
- ▶ Large & efficient floor plates with complementary flex space options
- ▶ Urban ecosystems to work and live & play – enhanced urban life-style experiences in attractive European cities

Companies' Real Estate decisions based on a positive and enriching user experience





We are well positioned to serve evolving client needs through Urban Transformation

Mixed use approach leads to best financial and strategic outcomes

- ▶ Addressing market trends - what tenants demand now
- ▶ Aligned with urban planning trends in major cities
- ▶ Flexibility to determine best use of asset to maximize value
- ▶ Portfolio resilience from asset diversification
- ▶ Higher asset valuations (ie: Madnum, Louvre)




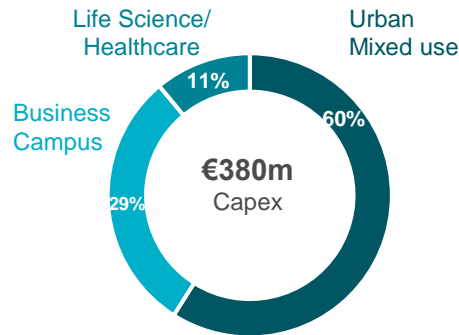
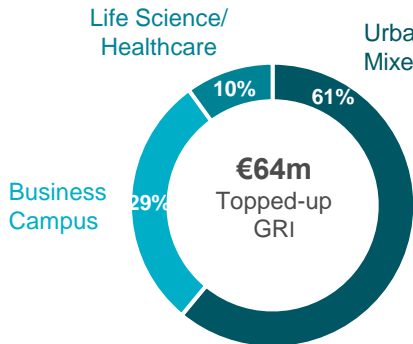

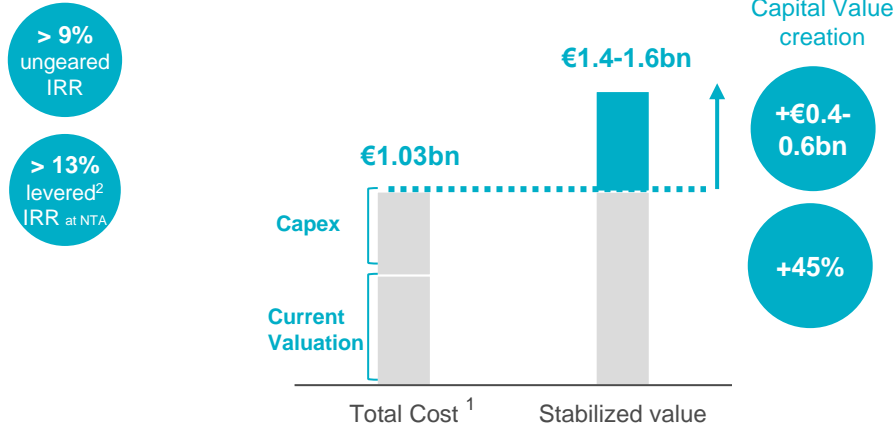
Alpha X: substantial value creation from urban mixed use pipeline



¹ Levered IRR at EPRA LTV capital increase

A new urban transformation project pipeline with an ungeared IRR of +9%

Alpha X Project pipeline - Colonial's new source of growth



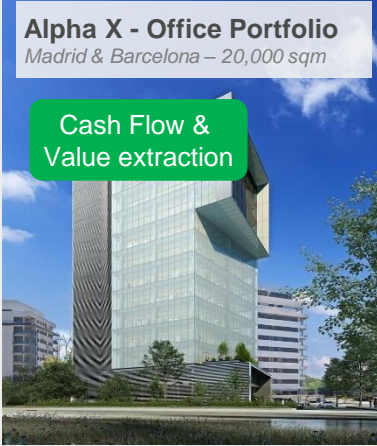
¹ Total Cost = Asset Value pre project + future Capex

² Levered IRR at EPRA LTV capital increase

Our asset management expertise provides rental growth & value extraction

Alpha X - Office Portfolio
Madrid & Barcelona – 20,000 sqm

Cash Flow & Value extraction



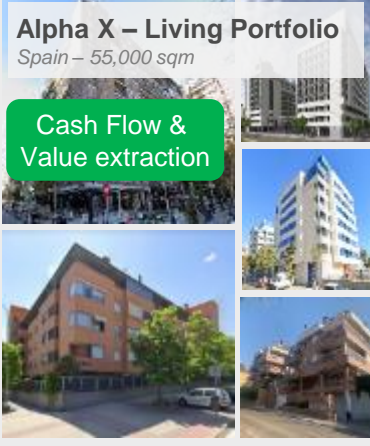
Ungeared IRR > 7%

- ▶ Solid cash flow growth through reversion in rents:
 - Occupancy improvement
 - Rental growth
- ▶ Value Creation potential starting from attractive capital values
- ▶ Capex fully deployed YTD
- ▶ Consolidation of Colonial's footprint in MendezAlvaro

Occupancy **70%**
Capital Value **€5.400/ sqm**
Visionary at 50%

Alpha X – Living Portfolio
Spain – 55,000 sqm

Cash Flow & Value extraction



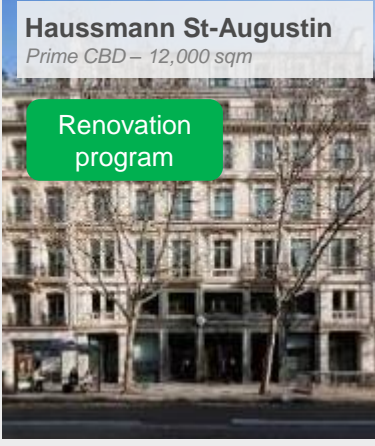
Ungeared IRR > 6%

- ▶ Significant Cash Flow & Value potential
 - Active management of assets
 - Rental growth/ reversion
 - Attractive Capital Values
- ▶ Complementary urban locations to current portfolio
- ▶ Highly liquid asset class allows for tactical capital recycling

Occupancy **93%**
Capital Value **€2.992/ sqm**

Haussmann St-Augustin
Prime CBD – 12,000 sqm

Renovation program

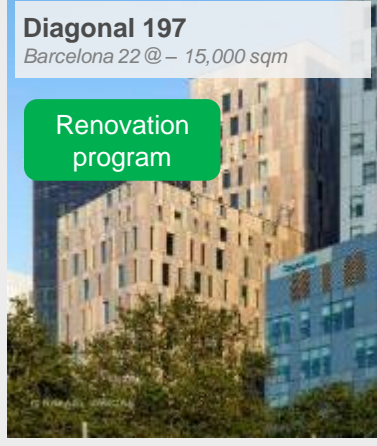


Significant Rental Growth & Value creation Potential

- ▶ Short term efficient renovation program
- ▶ Very limited capex (€14m)
- ▶ Top Prime property with 12.000 sqm of GLA to capture maximum rents
- ▶ One of the most sought-after locations in Paris
- ▶ Repositioned property to be released in mid-25

Diagonal 197
Barcelona 22 @ – 15,000 sqm

Renovation program



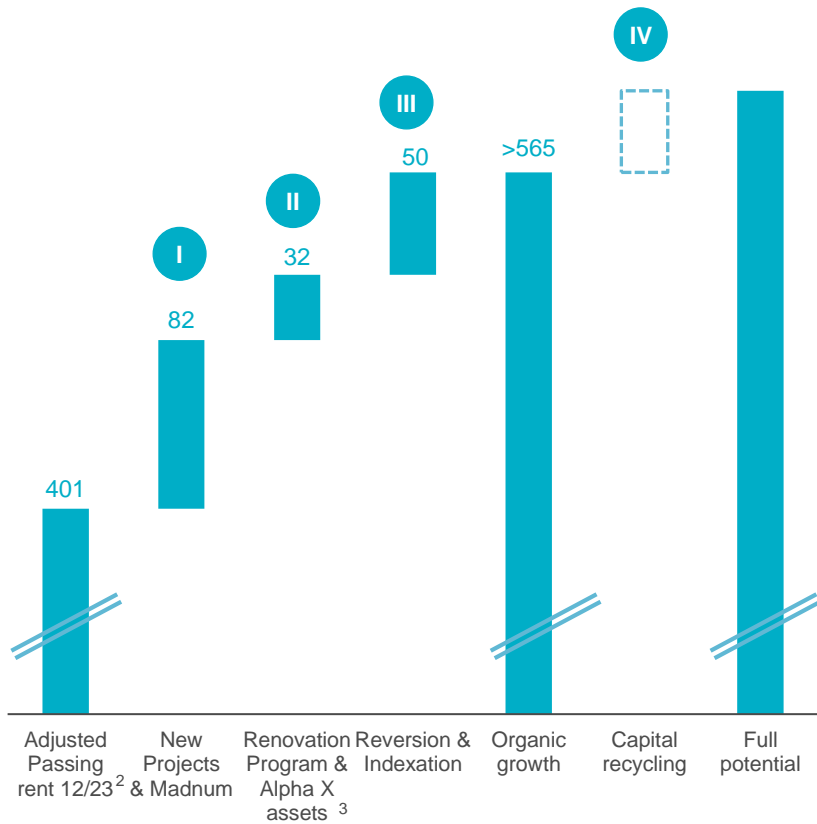
Significant Rental Growth & Value creation Potential

- ▶ Short term efficient renovation program
- ▶ Capex fully deployed YTD
- ▶ Large Business Campus of more than 15,000 sqm
- ▶ Top location in 22@ around emerging Life-Science area
- ▶ Asset to be released in 2H 2024 with more than 5€m of additional GRI

Acceleration of Rental Growth & Value Creation

Gross Rental Income¹

€m




¹ ToppedUp Gross rental income as of 31/12/23

² Adjusted by Sta Hortensia, Condorcet (rents in place until 01/25) & Haussmann (rents in place until 6/24) – details see appendix

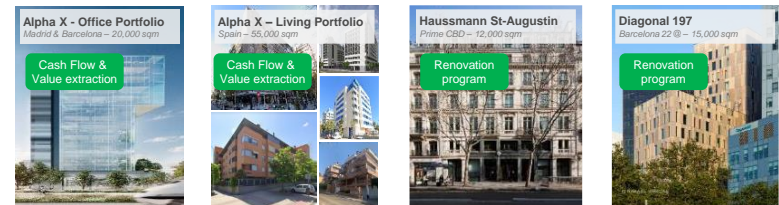
³ Includes contributed Criteria assets, Diagonal 197 & Haussmann

Several sources of Cash Flow Growth & Value Creation

I Projects



II Active Asset Management



III Rental Growth/ Pricing Power



IV Playing the Cycle/ Asset Rotation



Disposal Program ongoing

Strategy & Outlook

We deliver profitable growth through premium space in prime locations

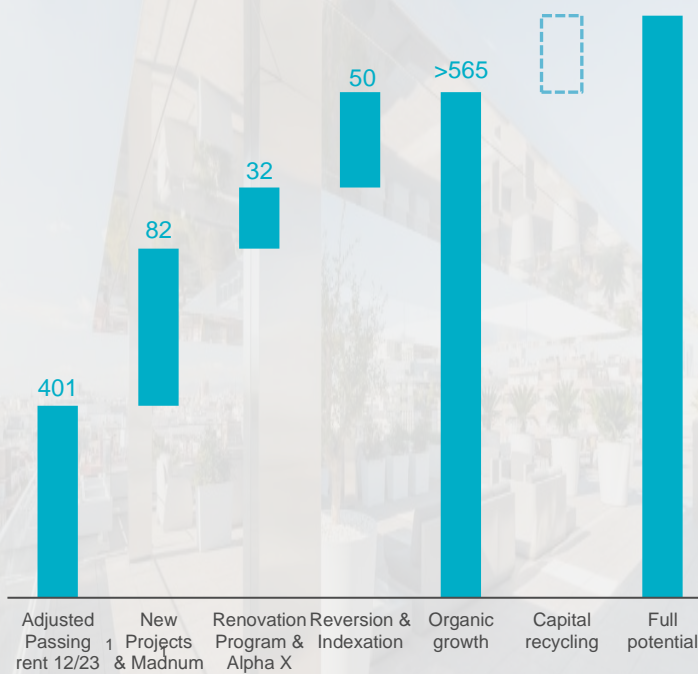
- 1 Colonial achieves **another strong set of financial results** through superior like for like growth and cash flow from delivered projects
- 2 **Our Prime Properties are leading the market in value stabilization** on the back of strong rental growth & high occupancy
- 3 The group's expertise on **the Prime Asset Class delivers continuous outperformance on operations** driving cash flow & value growth
- 4 Colonial has launched a **new urban transformation project pipeline** that will generate **further organic cash flow & value growth**
- 5 **We are well positioned to play the recovery of the Real Estate Cycle** through an enhanced capital structure combined with active asset rotation

Outlook & Guidance

- ▶ EPS 2024 guidance 30–32 €Cts/share confirmed post Alpha X
- *acceleration towards upper range of the guidance* –
- ▶ Divestments on-track & ongoing
- *Disposal Program to be fine-tuned with Real Estate Cycle* -
- ▶ Growth profile remains strong: significant reversion from prime property initiatives on balance

An attractive Growth Profile in Rents

€m



1. Adjusted 12/23 Topped-Up Passing rents by Sta Hortensia, Condorcet (rents in place until 12/24) & Haussmann (rents in place until 6/24) – details see appendix
2. Includes contributed Criteria assets and renovation Programs on Diagonal 197 & Haussmann

THANK YOU[↑]



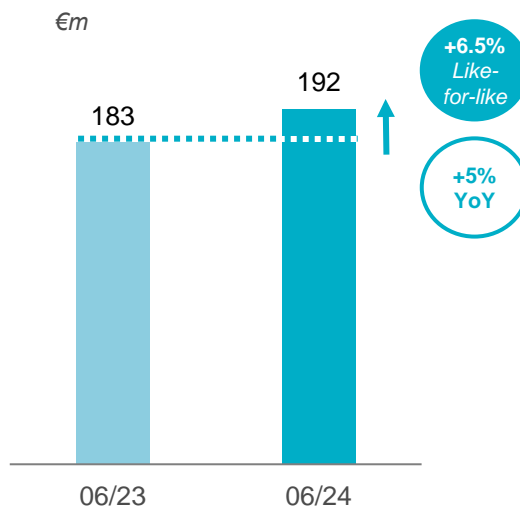
<https://www.inmocolonial.com/en/shareholders-and-investors>



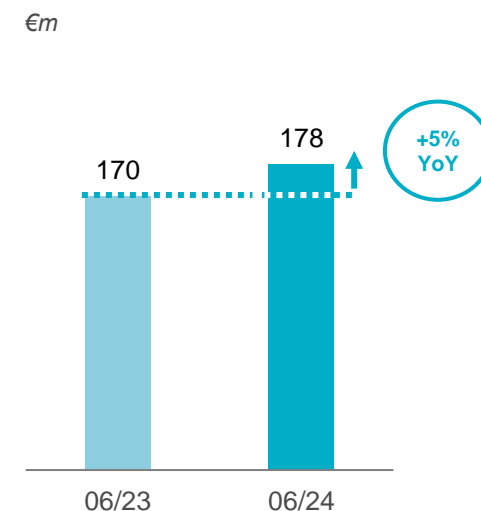
PROFIT & LOSS ACCOUNT

Results analysis - €m	1H 2024	1H 2023
Gross Rents	192	183
Net operating expenses ^(*)	(7)	(5)
Overheads	(28)	(23)
Recurring EBITDA	157	156
Recurring financial result	(41)	(46)
Income tax expense & others - recurring	(6)	(5)
Minority interests - recurring	(19)	(18)
Recurring Earnings	92	87
Change in fair value of assets & provision	(13)	(525)
Non-recurring financial result & MTM	(3)	(1)
Income tax & others - non-recurring	49	4
Minority interests - non-recurring	(39)	89
Profit attributable to the Group	86	(347)
Recurring Earnings - €m	92	87
Nosh (mm)	539.6	539.6
EPS recurring - Cts€/share	17.0	16.1
EPS cont. operations - Cts€/share	17.0	15.5

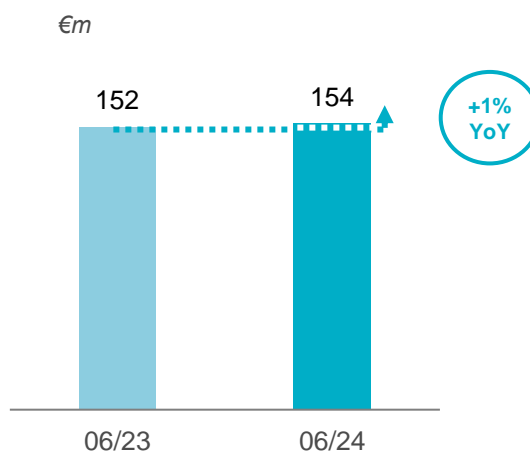
GROSS RENTAL INCOME



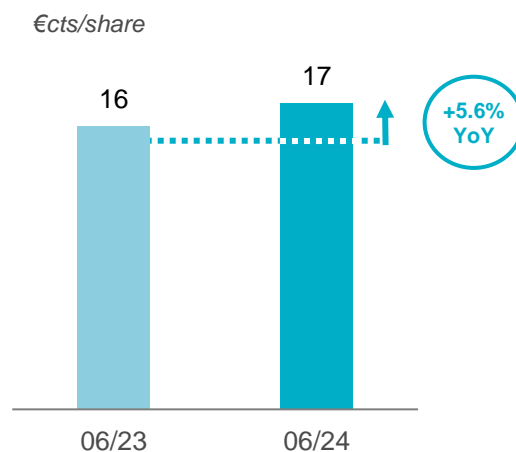
NET RENTAL INCOME



GROUP EBITDA

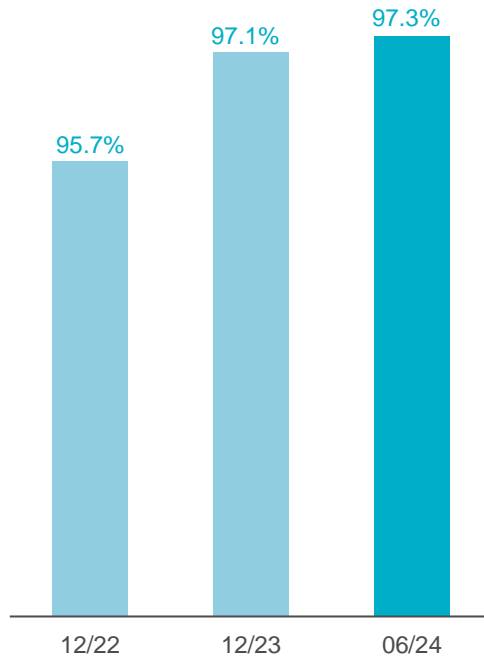


EPRA EARNINGS PER SHARE (EPS)



One of the highest occupancy ratios in the sector thanks to its prime positioning

Group Occupancy

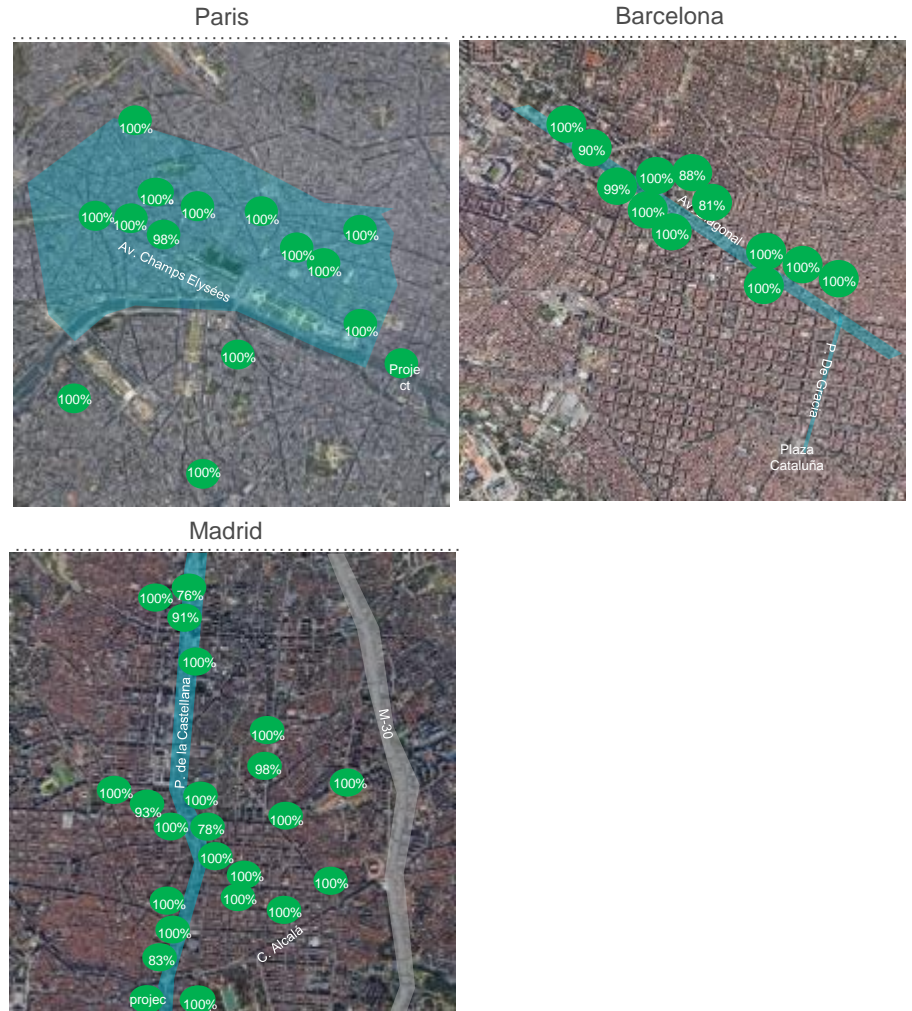
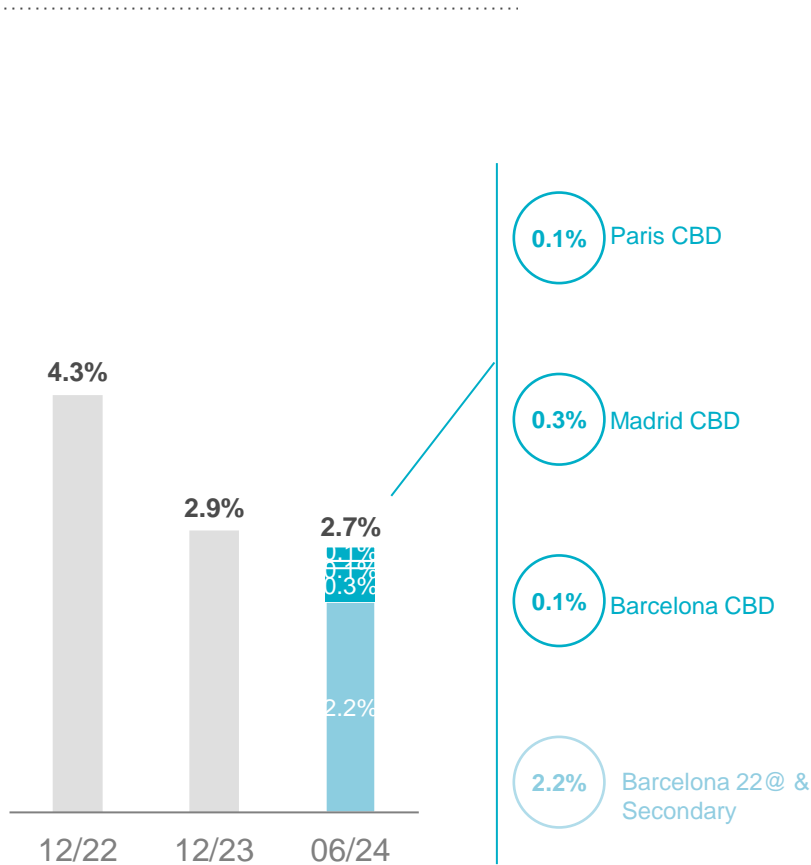


Group Occupancy By Markets

	12/23	06/24	Var
TOTAL GROUP	97.1%	97.3%	+16 bps
PARIS	99.8%	99.8%	(4) bps
MADRID	96.2%	96.0%	(14) bps
BARCELONA	84.5%	85.8%	+137 bps

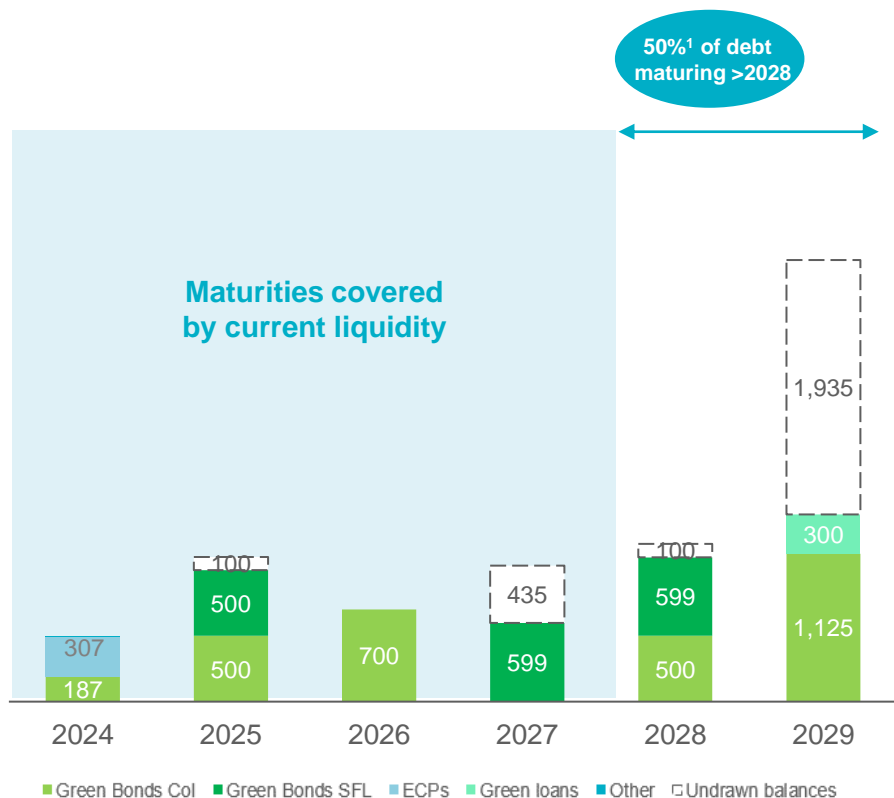
Colonial has a healthy level of 2.7% availability of top-quality product

Group EPRA Vacancy



EXTENSION OF DEBT MATURITIES

Maturity profile of debt facilities - €m



A Solid Financial Structure

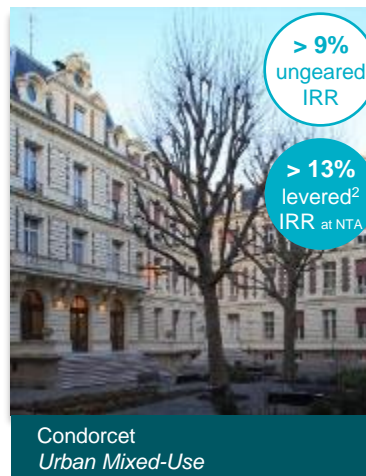
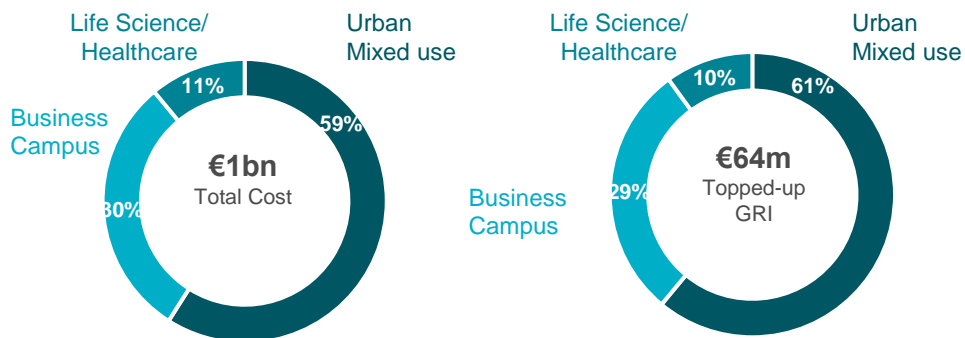
	31/12/2023	30/06/2024
Net Debt	€4,864m	€4,892m
LTV	39.5% ²	36.7% ²
Total Facilities	€2,570m	€2,570m
Cash	€438m	€425m
Liquidity	€2,903m	€2,995m
Debt Maturity Group	4.2 years	4.5 years
Non-Mortgage debt	100%	100%
Cost of Debt Group	1.75% ³	1.74% ³

¹ Excluding ECPs

² Including sales commitments already formalized and sale commitment of Méndez Álvaro Residentia+ Criteria Caixa Capital increase in July 2024

³ Excluding formalization costs accrued over the life of debt.

New Project Pipeline with an ungeared IRR of more than +9%



Project	Use	Delivery	GLA (sqm)	Total Cost €m ¹	Ungeared IRR
Scope <i>Paris City Center</i>	Business Campus	2026	22.000	309	> 9%
Sancho de Ávila <i>Barcelona 22 @</i>	Life Science/ Healthcare	2027	17.860	114	> 7%
Condorcet <i>Paris City Center</i>	Urban Mixed-Use	2027	24.000	366	>9%
Santa Hortensia <i>Madrid City Center</i>	Urban Mixed-Use	2028	46.928	237	>9%
			110.788	1.026	>9%

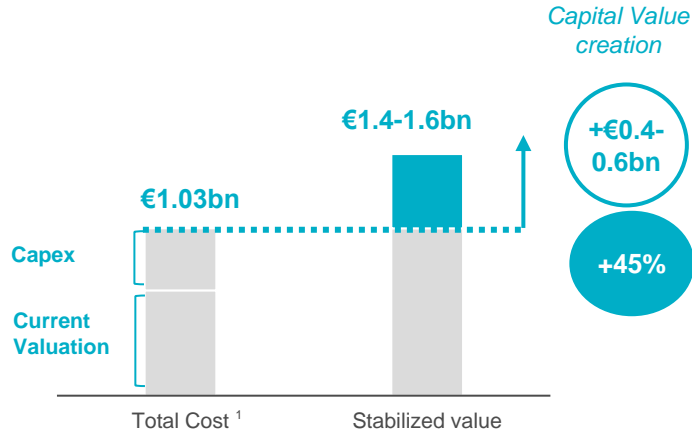


¹ Total Cost = Asset Value pre project + future Capex

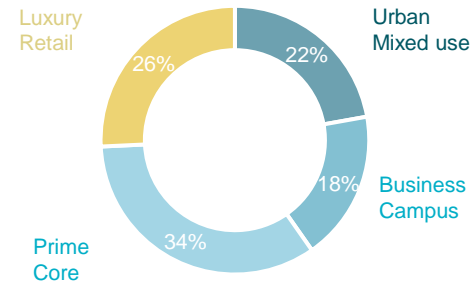

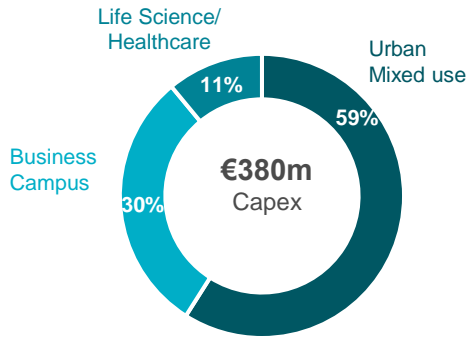
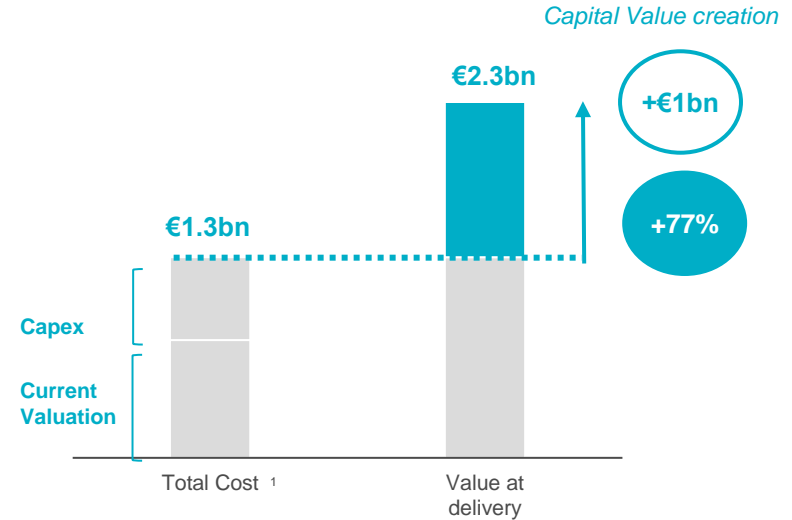
² Levered IRR at EPRA LTV capital increase

Value creation through urban transformation on the back of a proven track record

Alpha X - value creation potential



Strong track record of delivered value creation

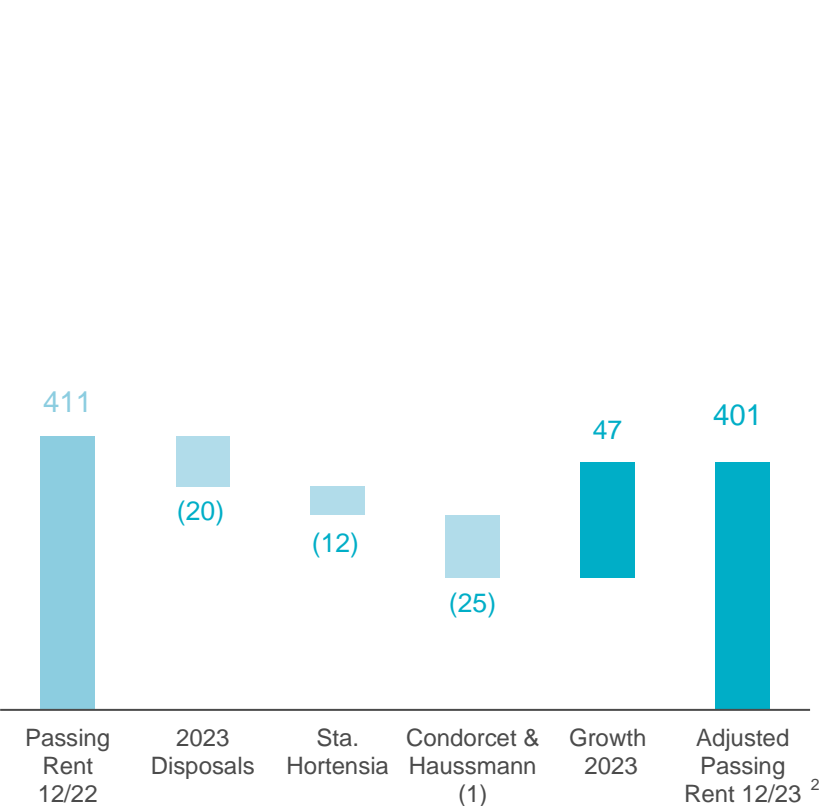


¹ Total Cost = Asset Value pre project + future Capex

Significant growth profile at adjusted Risk Return

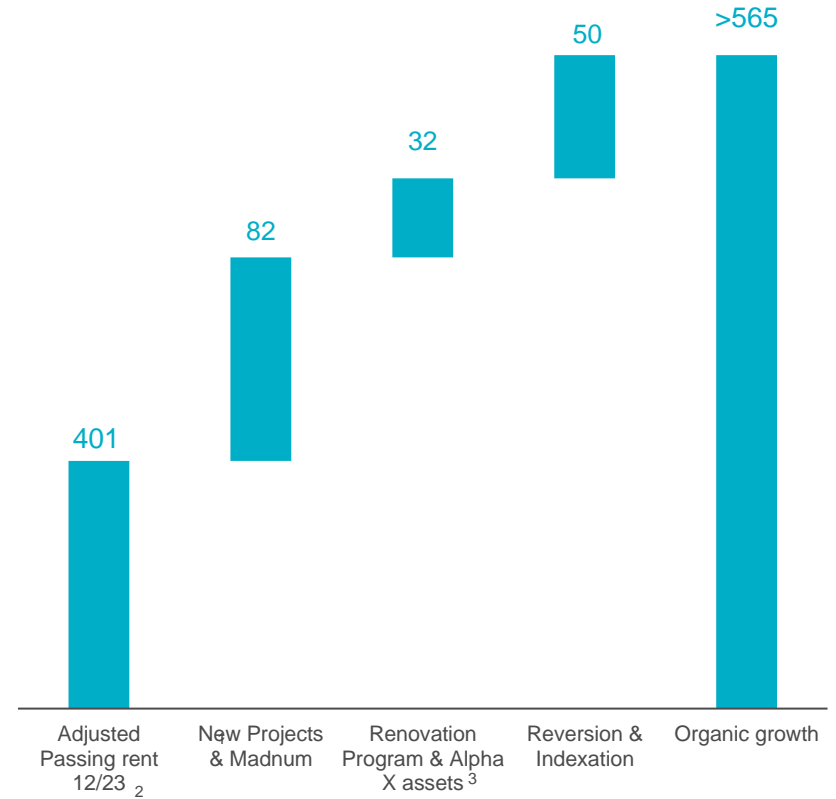
Rental losses from disposals offset by revenue growth

Annualized Topped-up GRI (€m)



Significant Additional Revenue Growth

More than €150m of growth to be captured



¹ Condorcet tenant leaves at 31/01/25 & Haussmann at 01/07/2024

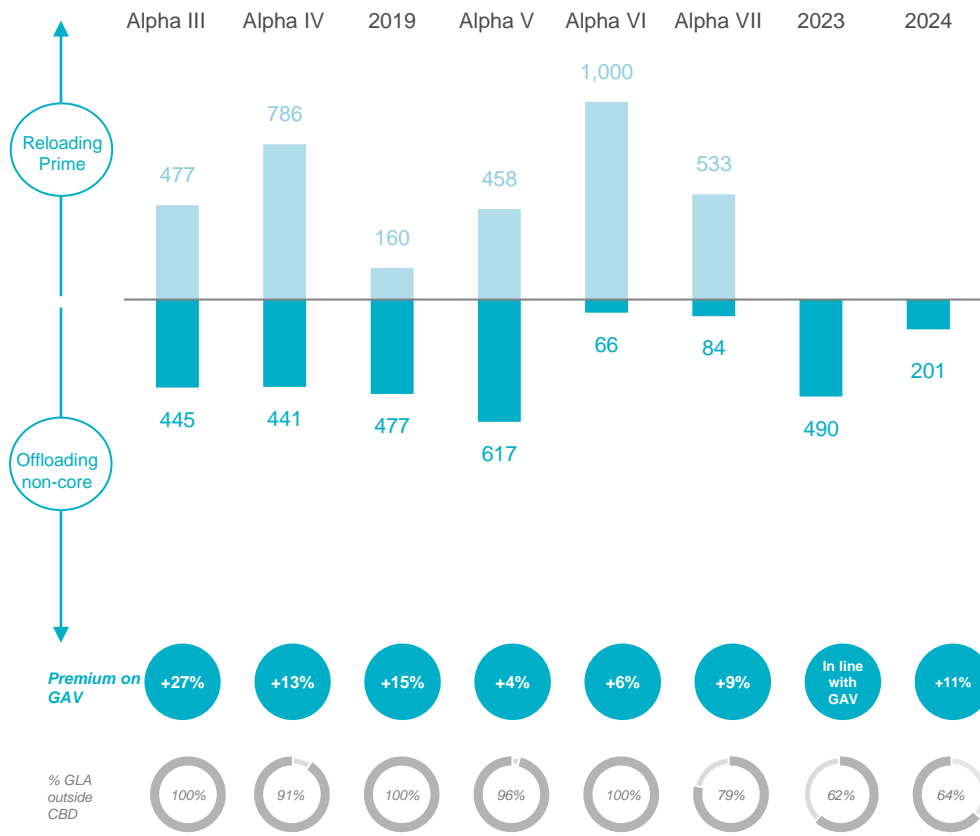

² Adjusted by Sta Hortensia, Condorcet & Haussmann

³ Includes contributed assets & Renovation Programs on Diagonal 197 & Haussmann







Additional future growth on the back of capital recycling

More than €700m divested – 15 Assets

Ongoing flight to quality through active capital allocation










Latest Market transactions

	Asset	Area	Price	GLA	Cap. Value
PARIS	 150 Champs-Élysées (4Q 2023)	CBD	€1,000m	18,000 sqm	€55,556/sqm
	 101 Champs-Élysées (2Q 2023)	CBD	€146m	4,300 sqm	€34,000/sqm
	 10 Rue de Bassano (1Q 2024)	CBD	€48m	1,750 sqm	€27,429/sqm
	 21-23 Rue de la Ville l'Évêque (2Q 2024)	CBD	€100m	4,200 sqm	€23,810/sqm
	 14-16 Rue Halevy (1Q 2024)	CBD	€219m	10,000 sqm	€21,429/sqm
	 119-121 Boulevard Haussmann (1Q 2024)	CBD	€190m	9,350 sqm	€20,321/sqm

Source: public information, press and consultants

Latest Market transactions

	Asset	Area	Price	GLA	Cap. Value
MADRID	 <p>Francisco Gervás 10 (1Q 2024)</p>	City Center	€60m	8,000 sqm	€7,475/sqm
	 <p>Batalla del Salado 5 (1Q 2024)</p>	City Center	€60m	8,100 sqm	€7,407/sqm
BARCELONA	 <p>Portal de l'Àngel 40* (4Q 2022) <i>* Includes Office & Retail Units</i></p>	City Center	€105m	4,400 sqm	€23,683/sqm
	 <p>Diagonal 662** <i>Transaction not completed</i> <i>** Sale price as of publishing date (1Q 2023)</i></p>	CBD	€240m	27,300 sqm	€8,791/sqm
	 <p>Step Up (2Q 2022)</p>	22@	€35m	4,500 sqm	€7,777/sqm
	 <p>Mile 22@ (3Q 2022)</p>	22@	€250m	35,000 sqm	€7,142/sqm
	 <p>Pamplona 101 (2Q 2023)</p>	22@	€31m	4,500 sqm	€6,889/sqm

Source: public information, press and consultants

