

Colonial

According to article 228 of the *Legislative Royal Decree 4/2015 of October 23 approving the revised text of the Securities Market Act*, Inmobiliaria Colonial, S.A. ("**Colonial**" or the "**Company**") hereby reports the following:

REGULATORY ANNOUNCEMENT ("HECHO RELEVANTE")

Following the Significant Event published on the 5th of May 2016, with the registered number 238212, Colonial publishes the documentation to support the presentation to analysts and investors corresponding to the First quarter results of 2016 that will be held today Friday 13th of May 2016 at 3:00 PM (CET) through webcast.

The information regarding the presentation is detailed below:

From Spain: +34 917900881

From the Netherlands: +31 107138194 + 58822699#

From the UK: +44 (0) 2071070685

The presentation can be followed online through the following link:


<http://event.onlineseminarsolutions.com/r.htm?e=1169704&s=1&k=0390C96E72ADB6F7572AA52586F9E824>

In addition, the presentation will be available on the website of the company.

Barcelona, 13th of May 2016

Colonial

First Quarter Results 2016



Colonial

Most Improved
Annual Report

FINANCIAL REPORTING

EPRA
BPR
GOLD

FINANCIAL REPORTING

13 May 2016

By accepting this presentation and/or by attending this presentation, you will be taken to have represented, warranted and undertaken that you have read and agree to comply with the contents of this disclaimer. The information contained in this presentation (“Presentation”) has been prepared by Inmobiliaria Colonial, S.A. (the “Company”) and has not been independently verified and will not be updated. No representation, warranty or undertaking, express or implied, is made as to, and no reliance should be placed on, the fairness, accuracy, completeness or correctness of the information or opinions contained herein and nothing in this Presentation is, or shall be relied upon as, a promise or representation. None of the Company nor any of its employees, officers, directors, advisers, representatives, agents or affiliates shall have any liability whatsoever (in negligence or otherwise, whether direct or indirect, in contract, tort or otherwise) for any loss howsoever arising from any use of this Presentation or its contents or otherwise arising in connection with this Presentation.

This Presentation is for information purposes only and is incomplete without reference to, and should be viewed solely in conjunction with, the Company’s publicly available information and, if applicable, the oral briefing provided by the Company. The information and opinions in this presentation are provided as at the date hereof and subject to change without notice. It is not the intention to provide, and you may not rely on these materials as providing, a complete or comprehensive analysis of the Company’s financial or trading position or prospects.

This Presentation does not constitute investment, legal, accounting, regulatory, taxation or other advice and does not take into account your investment objectives or legal, accounting, regulatory, taxation or financial situation or particular needs. You are solely responsible for forming your own opinions and conclusions on such matters and for making your own independent assessment of the Company. You are solely responsible for seeking independent professional advice in relation to the Company. No responsibility or liability is accepted by any person for any of the information or for any action taken by you or any of your officers, employees, agents or associates on the basis of such information.

This Presentation could contain financial information regarding the businesses and assets of the Company. Such financial information may not have been audited, reviewed or verified by any independent accounting firm. The inclusion of such financial information in this Presentation or any related presentation should not be regarded as a representation or warranty by the Company, its affiliates, advisors or representatives or any other person as to the accuracy or completeness of such information’s portrayal of the financial condition or results of operations by the Company and should not be relied upon when making an investment decision. Certain financial and statistical information in this document has been subject to rounding off adjustments. Accordingly, the sum of certain data may not conform to the expressed total.

Certain statements in this Presentation may be forward-looking. By their nature, forward-looking statements involve a number of risks, uncertainties and assumptions which could cause actual results or events to differ materially from those expressed or implied by the forward-looking statements. These include, among other factors, changing economic, business or other market conditions, changing political conditions and the prospects for growth anticipated by the Company’s management. These and other factors could adversely affect the outcome and financial effects of the plans and events described herein. Any forward-looking statements contained in this Presentation and based upon past trends or activities should not be taken as a representation that such trends or activities will continue in the future. The Company does not undertake any obligation to update or revise any forward-looking statements, whether as a result of new information, future events or otherwise.

The market and industry data and forecasts that may be included in this Presentation were obtained from internal surveys, estimates, experts and studies, where appropriate as well as external market research, publicly available information and industry publications. The Company, its affiliates, directors, officers, advisers and employees have not independently verified the accuracy of any such market and industry data and forecasts and make no representations or warranties in relation thereto. Such data and forecasts are included herein for information purposes only. Accordingly, undue reliance should not be placed on any of the industry or market data contained in this Presentation.

The distribution of this Presentation in other jurisdictions may be restricted by law and persons into whose possession this presentation comes should inform themselves about and observe any such restrictions.

NEITHER THIS DOCUMENT NOR ANY OF THE INFORMATION CONTAINED HEREIN CONSTITUTES AN OFFER OF PURCHASE, SALE OR EXCHANGE, NOR A REQUEST FOR AN OFFER OF PURCHASE, SALE OR EXCHANGE OF SECURITIES, OR ANY ADVICE OR RECOMMENDATION WITH RESPECT TO SUCH SECURITIES.

AGENDA

- 1 Highlights
- 2 Office markets
- 3 Operating performance
- 4 Financial review
- 5 Growth drivers
- 6 Conclusion & Outlook

PRESENTING MANAGEMENT TEAM

Pere Viñolas
CEO



Carmina Ganyet
Corporate Managing Director



Carlos Krohmer
Chief Corporate Development Officer



1

HIGHLIGHTS



1 HIGHLIGHTS FIRST QUARTER 2016

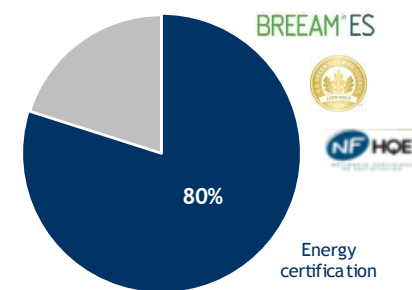
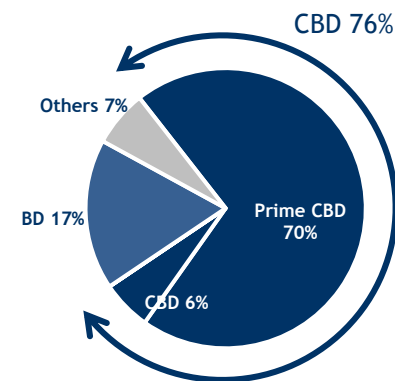
Execution of growth strategy on track

Successful delivery of growth strategy

- Double digit growth in Gross Rental Income: +20%
 - ✓ +8% Like for Like - increase
 - ✓ +12% Successful Project Delivery & 2015 Acquisitions
- Significant increase of recurring net profit: +110%

	1Q 2016	Var. 12 months	
EPRA Occupancy - Total Portfolio	96%	+967 bps	
EPRA Occupancy - Office Portfolio	95%	+1152 bps	
Gross Rents	€66m	+20%	+8% LFL
Recurring EBITDA	€50m	+21%	+13% LFL
Recurring Net Profit	€12m	+110%	+€6m
Repositioning Capex	€17m		
Group LTV	41.6%	(153bp)	
Rating Standard & Poor's	BBB- Stable Outlook		
Finance cost Group	2.26%	(161bp)	
Maturity Group	4.5 years	+0.8 years	

Business Mix - GAV Group



2

OFFICE MARKETS



2 OFFICE MARKETS Macroeconomic context

Fundamentals remain attractive for the Colonial Group despite increased volatility in capital markets

Market Trends

WORLD & EU

- ✓ The world economy's growth rate will speed up in 2016 to 3.4% (3.1% in 2015)
- ✓ Eurozone gaining positive momentum in the next two years
- ✓ ECB to extend its QE programme → maintains high investor interest for prime commercial Real Estate

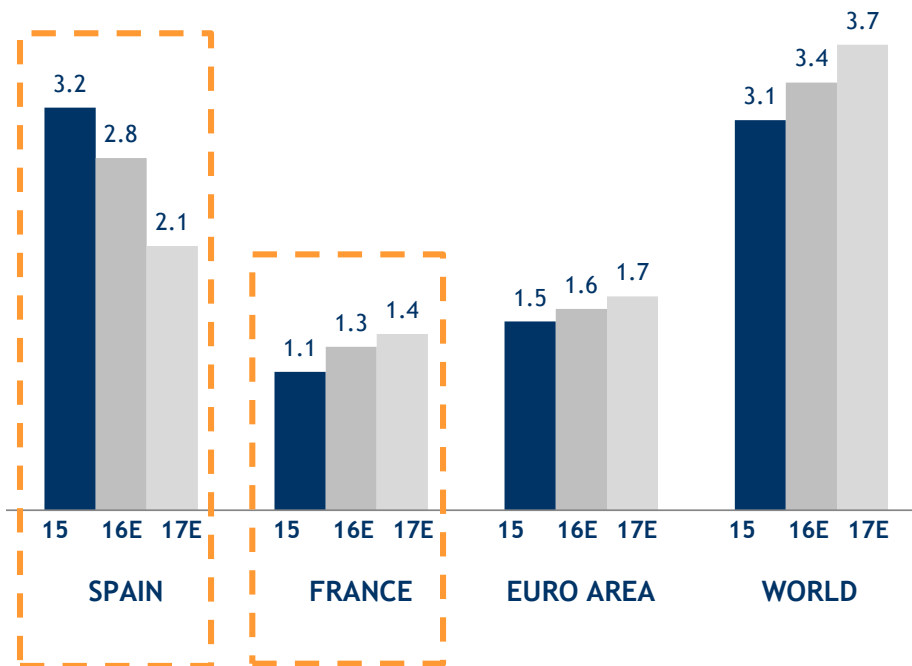
SPAIN

- Spain - Robust Growth with strong fundamentals
- ✓ GDP growth above Eurozone average
 - ✓ Increasing importance of foreign sector as a driver for economic growth
 - ✓ 158,000 jobs created in April, with services leading the improvement in the Spanish labor market

FRANCE

- France - Recovery underway
- ✓ GDP growth is expected to gain momentum, mainly driven by private consumption
 - ✓ Grand Paris Project progressing - driver of future economic growth for the city of Paris

GDP Growth



Source: Monthly report "la Caixa"

2 OFFICE MARKETS Rental Market

Sustained momentum in take-up faces scarcity of Grade A product in CBD

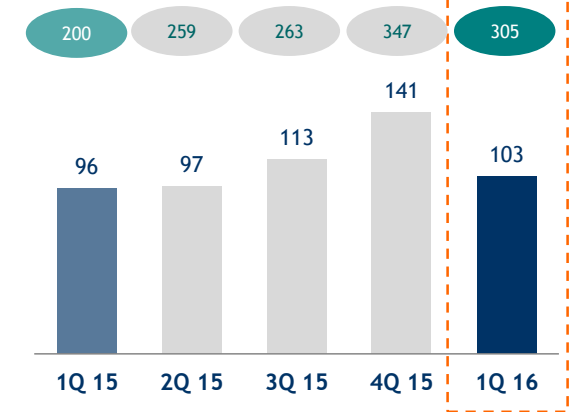
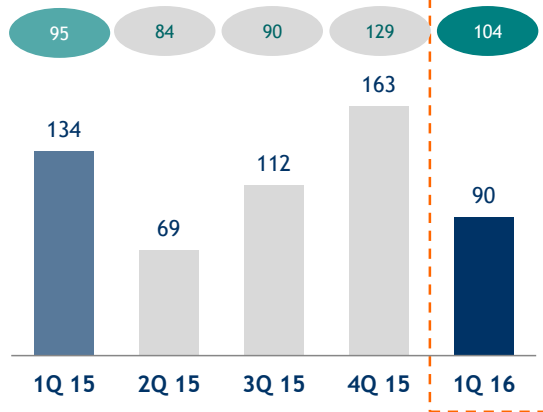
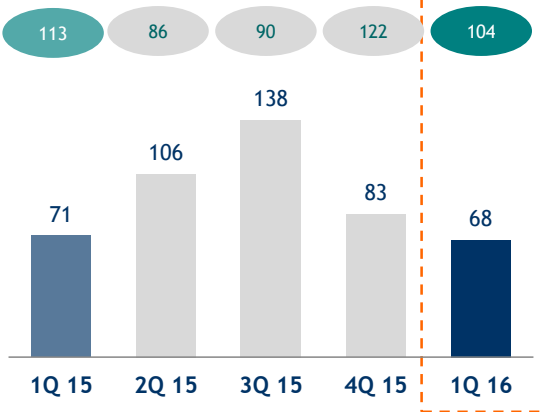
BARCELONA

MADRID

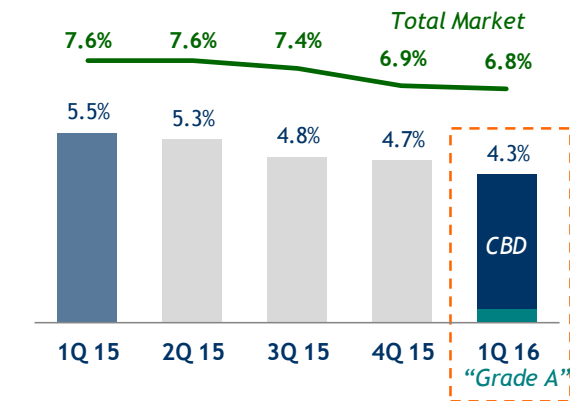
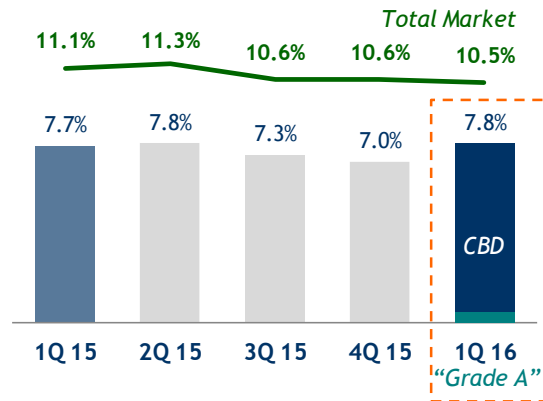
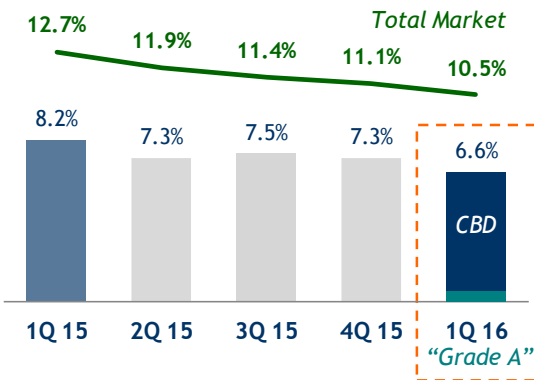
PARIS CBD

TAKE-UP ('000 sq m)

of transactions



VACANCY %



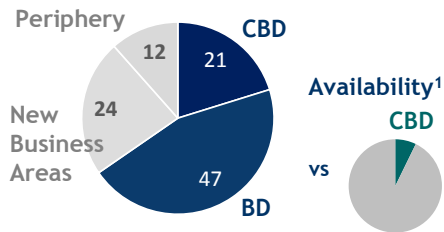
2 OFFICE MARKETS Rental Market

Prime Product in CBD consolidates as key driver to capture selective demand and rental growth

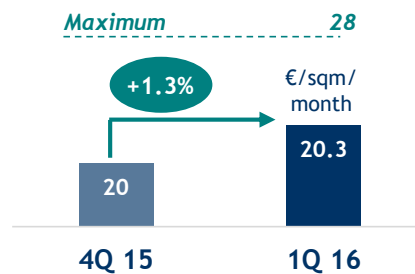
- Growth potential in prime rents underpinned by strong fundamentals in every market
- 2016 1Q prime rents with slight positive momentum in the three markets

Take Up Analysis 1Q 16

of transactions



Prime Rents (1Q16 vs 4Q15)



Highlights 1Q 2016

Take-up becoming more selective

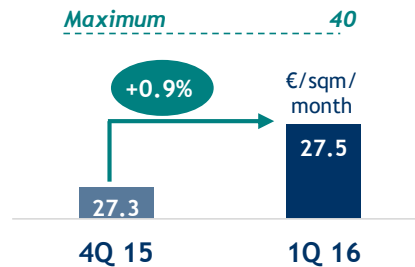
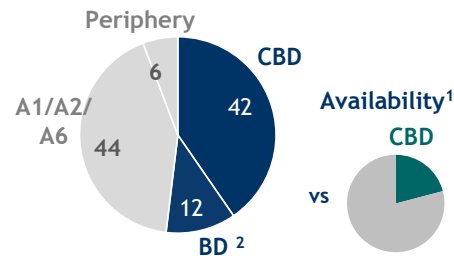
- ✓ More than 2/3 of volume in City Center
- ✓ Highest traction in Class A & B+ buildings (44% of take-up)
- ✓ Decreasing vacancy, especially in CBD
- ✓ Lack of future supply as main driver for the market

Prime Rents should benefit from strong fundamentals

BARCELONA

MADRID

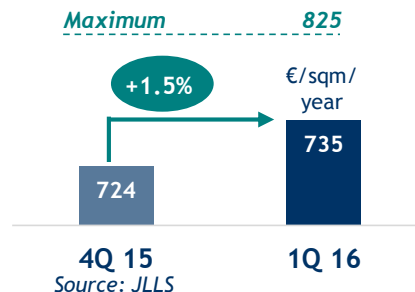
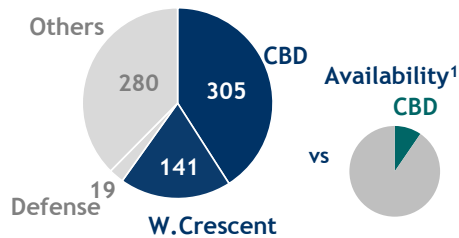
PARIS



Total market take-up weaker than Q1 15, CBD remains solid

- ✓ CBD remains strongest market in volume & # of transactions
- ✓ Product quality & location gain momentum as key drivers
- ✓ Rising obsolescence of CBD stock as source for opportunities

Rents for Grade A buildings in CBD with positive momentum: decreasing incentives and slight increase in facial rents



Significant increase of take up in 1Q16: +19% vs 1Q15

- ✓ Decreasing vacancy in CBD: 4.3% at 1Q 16 - lowest since 2008
- ✓ Scarcity of high quality product pushing prime rents
 1. Availability of high quality product at 10 year low
 2. Decrease of rent incentives in CBD
 3. Slight increase of facial rents: +1.5% in a quarter

Source: CBRE

Source: JLLS

(1) Availability in sq m
(2) Inside M-30

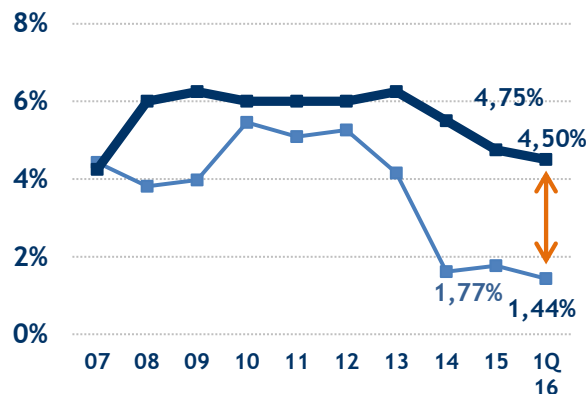
2 OFFICE MARKETS Investment Market

Investment volumes of 1Q 2016 moderate compared to previous year, mainly due to the lack of product

- Spread vs reference rates remain at very attractive levels
- Room for further capital value growth through:
 1. Additional yield compression for high quality assets
 2. Increasing rental values in coming quarters

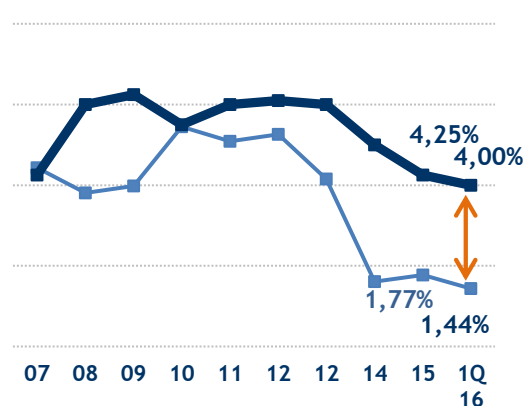
Prime Yields ⁽¹⁾

BARCELONA



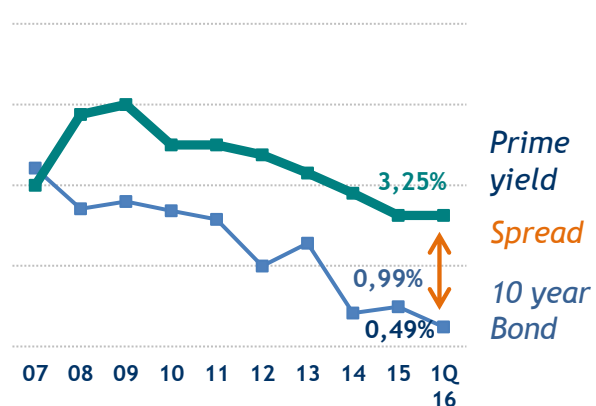
- ✓ Increasing interest of international investors
- ✓ Lack of prime product produces temporary slowdown in investment activity
- ✓ Several deals underway in the market

MADRID



- ✓ Increasing interest of international investors
- ✓ Lack of prime product produces temporary slowdown in activity
- ✓ Huge volume of office transactions currently in the market

PARIS



- ✓ Office investment volume of €1.8bn
- ✓ Consultants expect 2016 full year figures similar to the year before
- ✓ Investor interest remains strong in a context of market volatility and lack of good product

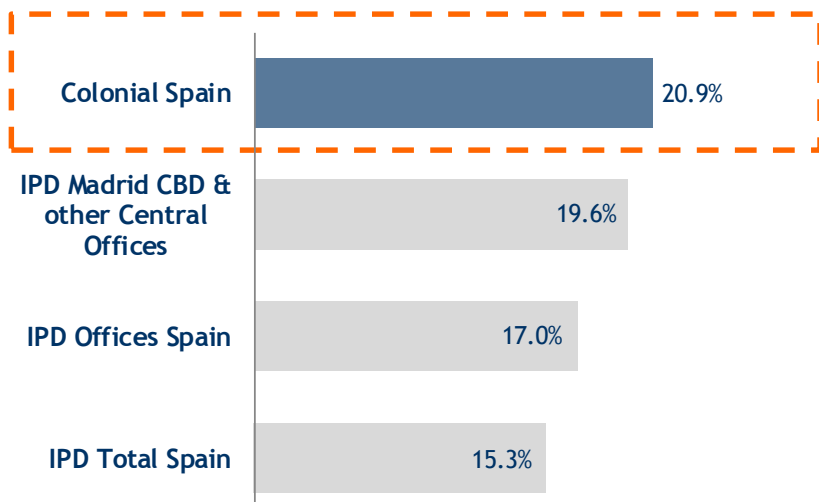
2 OFFICE MARKETS

MSCI Property Index Benchmark

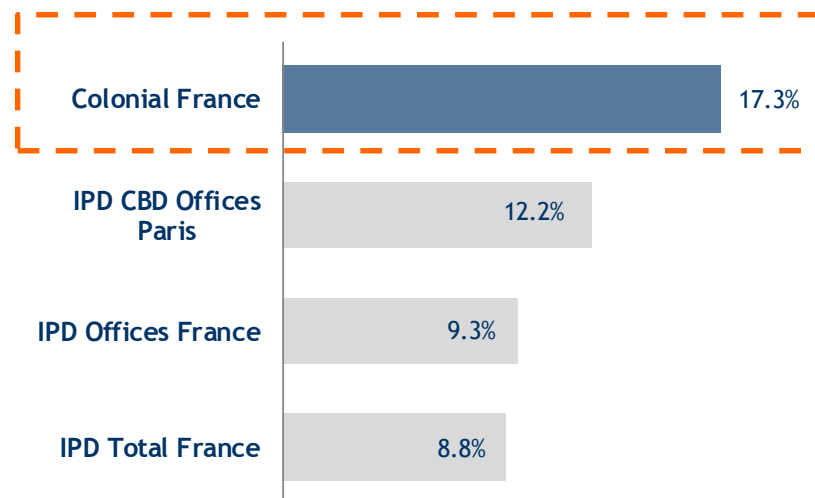
Colonial clearly outperforming the IPD benchmark in Spain and France

- CBD Offices with outstanding performance in every market
- CBD Offices Paris with double digit total returns

Total Return 2015¹ - Spain



Total Return 2015¹ - France



(1) Total Return: Capital value growth + Income return

Source: MSCI Data & for Colonial France own estimate based on MSCI methodology

3

OPERATING PERFORMANCE

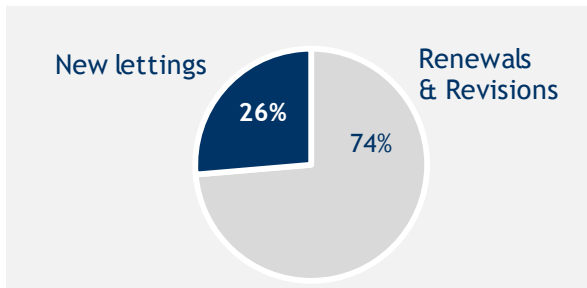
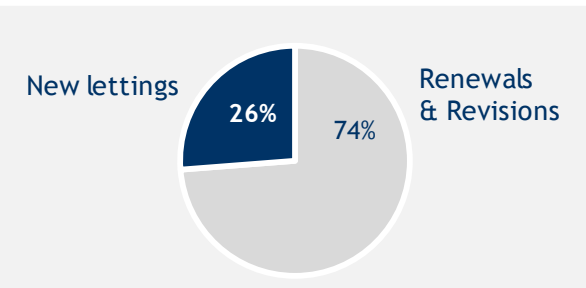
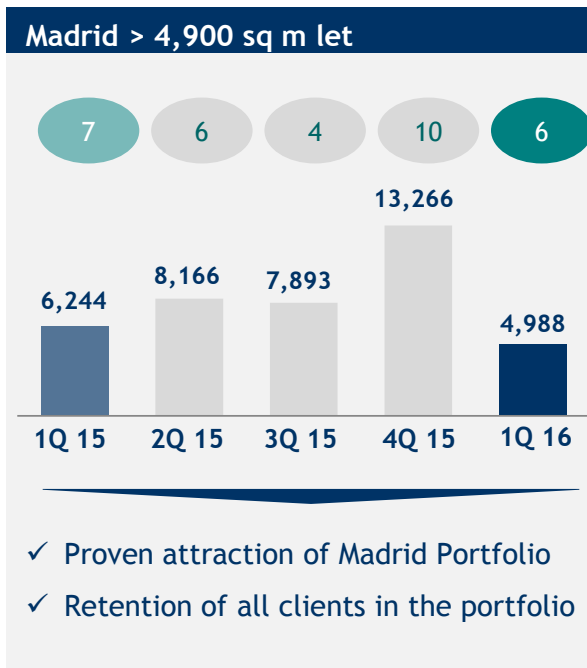
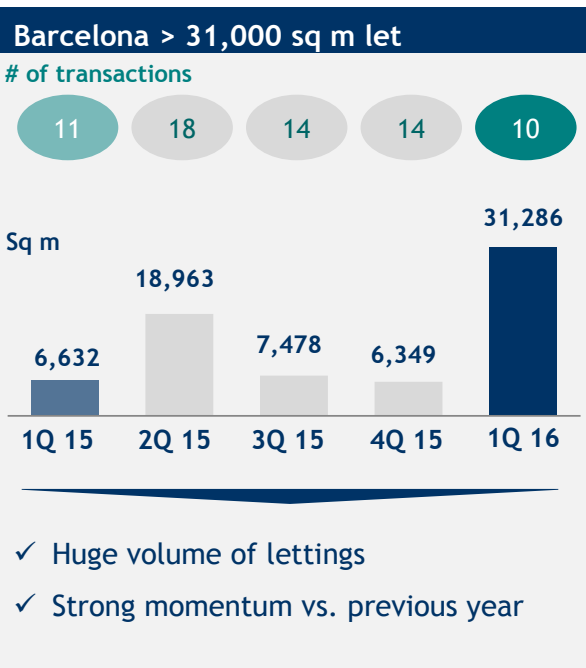


3 OPERATING PERFORMANCE - FIRST QUARTER 2016

Letting activity with strong momentum

Ongoing strong momentum in activity - more than half of the 2016 budget achieved YTD

- Barcelona with record volume, more than 31,000 sq m signed
- Madrid remains strong, close to 5,000 sq m let in 6 transactions
- Paris with high activity: 11 transactions with close to 10,000 sq m



3 OPERATING PERFORMANCE - FIRST QUARTER 2016

Letting activity with strong momentum

Prime Positioning permits to attract & retain top clients

SPAIN

Torre Mareostrum

100% let
22,394 sqm

gasNatural fenosa

Diagonal, 609-615

94% let
2,922 sqm

Grant Thornton

Recoletos, 37-41

100% let
2,693 sqm

Pharmaceutical Company

FRANCE

#Cloud

100% let
2,990 sqm

breeam
NF HOE

Cosmetics & Fragrance Group

103 Grenelle

90% let
1,613 sqm

breeam
NF HOE

Portfolio Management

Washington Plaza

90% let
1,362 sqm

breeam

indeed
un clic, tous les emplois.

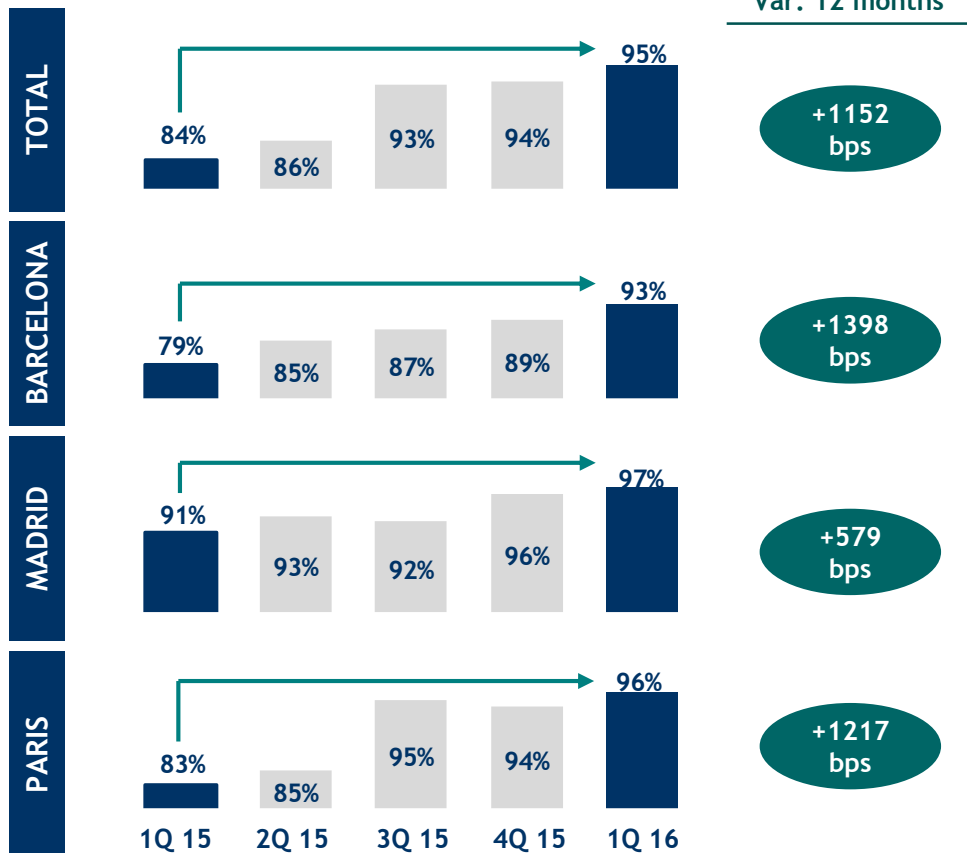
3 OPERATING PERFORMANCE - FIRST QUARTER 2016

EPRA Occupancy accelerating

Prime positioning with the adequate product ensures successful letting-up

- EPRA Office Occupancy at 95%, +1152 bps in 12 months
- Strong performance of Colonial in every market

EPRA Financial Office Occupancy



EPRA Occupancy

Barcelona
 Total Portfolio & Office Portfolio at 93%
 ✓ Improvement of +1,398bps in a year
 ✓ Strong catch-up momentum

Madrid
 Total Portfolio & Office Portfolio at 97%
 ✓ Improvement of +579 bps in a year
 ✓ Ratio back at pre crisis levels

Paris
 Total Portfolio & Office Portfolio at 96%
 ✓ Improvement of +1,217 bps in a year
 ✓ Successful delivery of repositioning

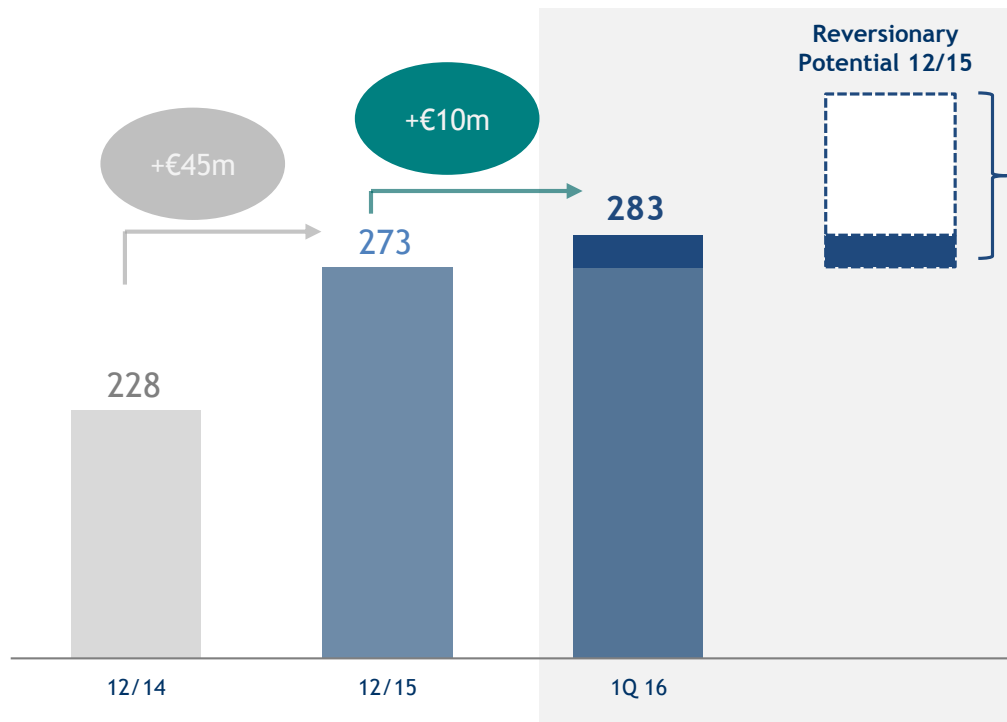
3 OPERATING PERFORMANCE - FIRST QUARTER 2016

Successful delivery of growth strategy

Sustained strong delivery of GRI growth

1. Strong first quarter momentum in passing GRI through delivery of reversionary potential
2. Additional impacts through rental price increases still to come through
3. Solid base for positive P/L momentum going forward

Strong delivery of growth in annualized Passing GRI¹ €m



19%

Delivery of GRI Reversion well ahead

- +10 €m of annualized GRI in a quarter
- 19% of 12/2015 reversionary potential secured

(1) Topped-up passing GRI

3 OPERATING PERFORMANCE - FIRST QUARTER 2016

Unlocking value through ongoing repositioning

Unlocking value from the current portfolio

- Continuing progress in execution of value added strategies and portfolio repositioning
- Source for further value creation through future rental uplifts and “created” yield compression

Ongoing successful delivery of value added strategies

Cloud



- ✓ 100% let - 3 months after delivery
- ✓ Opening of Business Center
- ✓ MIPIM award for “Best office and Business Development”

Le Vaisseau



- ✓ Delivery of repositioning as of 1Q 2016
- ✓ 100% Pre let to Revolution 9
- ✓ Effective rents from 1/2016

Continuing repositioning of portfolio

Spain



Edificio Tilos



France



Lena



Charles de Gaulle

In&Out



4

FINANCIAL REVIEW



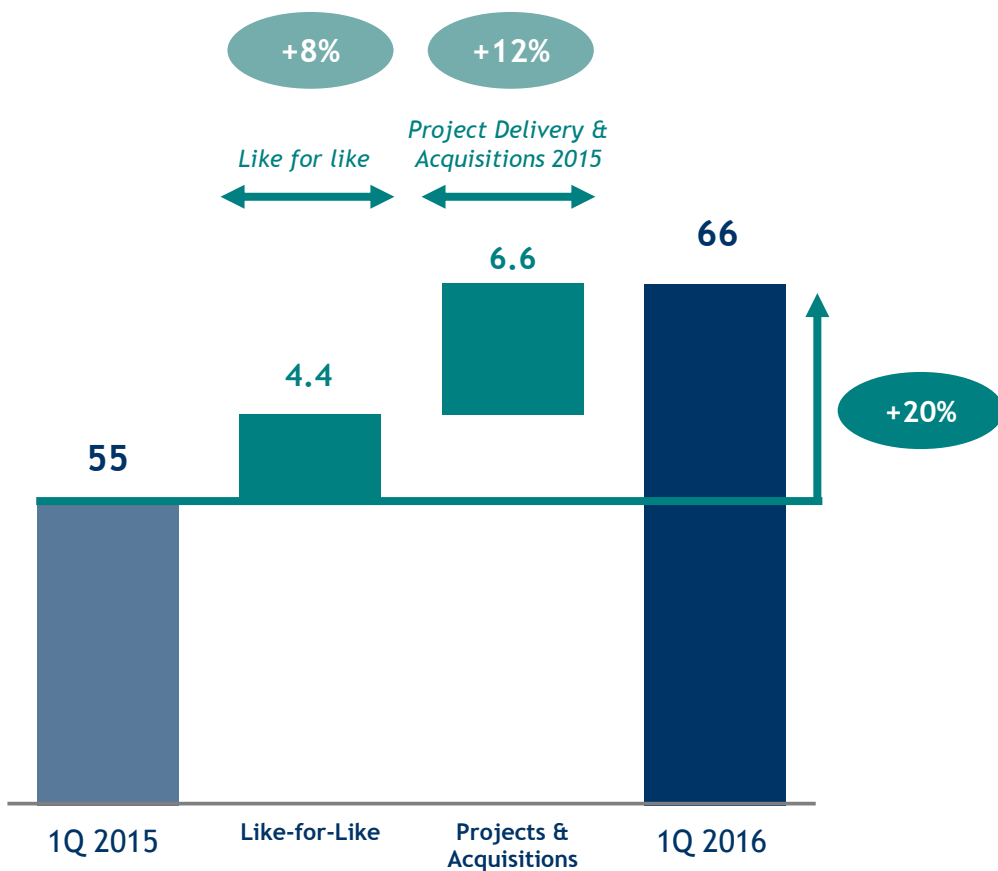
4 FINANCIAL REVIEW - FIRST QUARTER 2016

Successful execution of growth strategy

Successful execution of growth strategies as base for double digit GRI increase

1. Strong underlying growth from like for like portfolio: +8%
2. Additional rental growth from value added strategies & acquisitions: +12%

Gross Rental Income - €m



	Like for like	Projects & Acquisitions	TOTAL
BCN	+14%	+4%	+18%
MADRID	+5%	+13%	+19%
PARIS	+8%	+13%	+20%
TOTAL	+8%	+12%	+20%

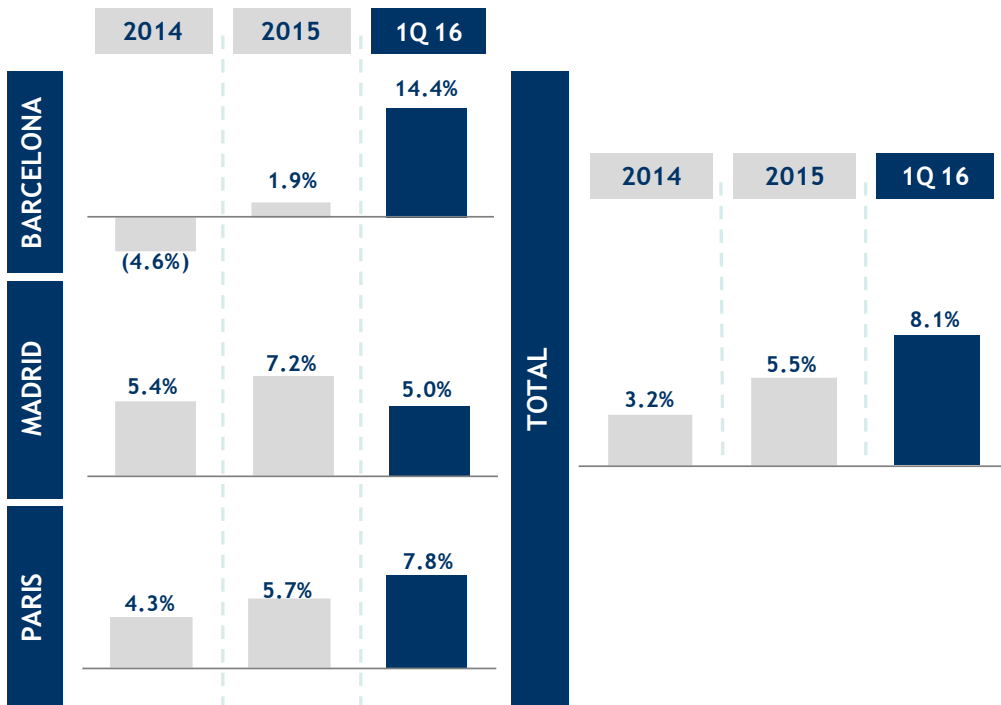
4 FINANCIAL REVIEW - FIRST QUARTER 2016

Strong underlying growth in every market

Strong recovery of gross rental income

- Barcelona with outstanding like for like growth - catching up versus previous years
- Madrid remains strong at 5% like for like increase
- Paris with sustained strong performance and increasing momentum

"Like for Like" Rental Growth



Strong Recovery in all markets

✓ Barcelona	+14%
✓ Madrid	+5%
✓ Paris	+8%
✓ Total Portfolio	+8%

Prime CBD Positioning that delivers superior rental growth

4 FINANCIAL REVIEW - FIRST QUARTER 2016

Solid Capital Structure with substantial firepower

Solid Capital Structure with optimal financing to implement growth strategy

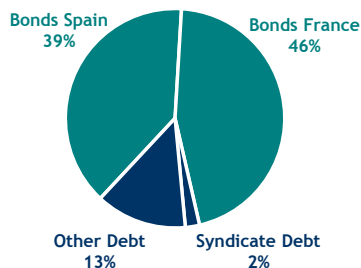
- Competitive financing cost in Spain & France
- First class long term financing structure with important fire power capacity

Competitive Finance Costs

Financing costs % - Spot as of 31/03/16



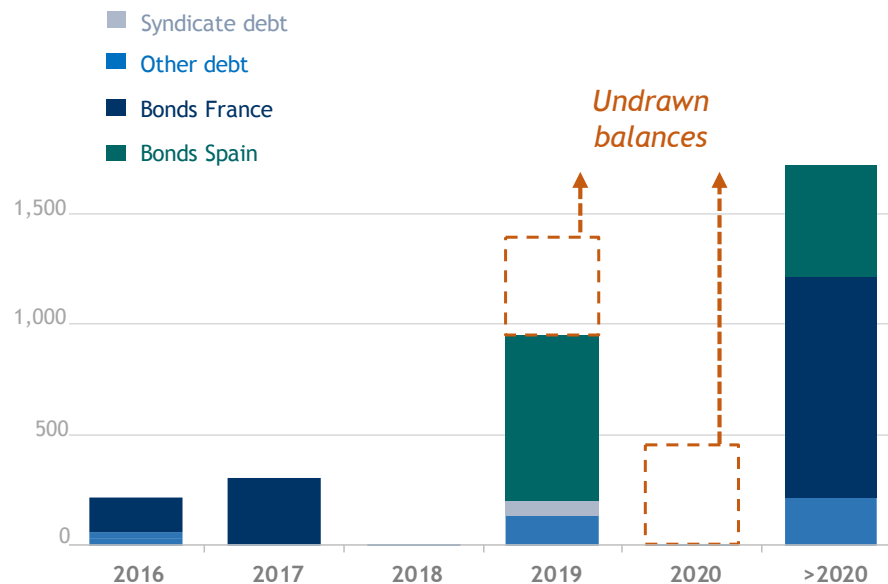
First class financing with huge fire power capacity



Available Cash & undrawn balances

Spain	€495m
France	€636m
Total	€1,131m

A long term maturity profile



LTV Group 41.6%

Maturity Group 4.5 years

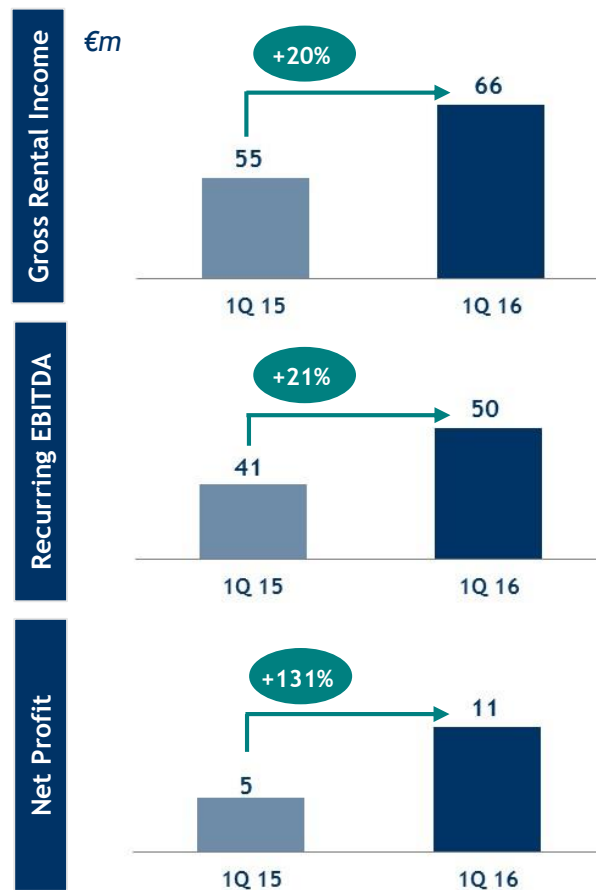
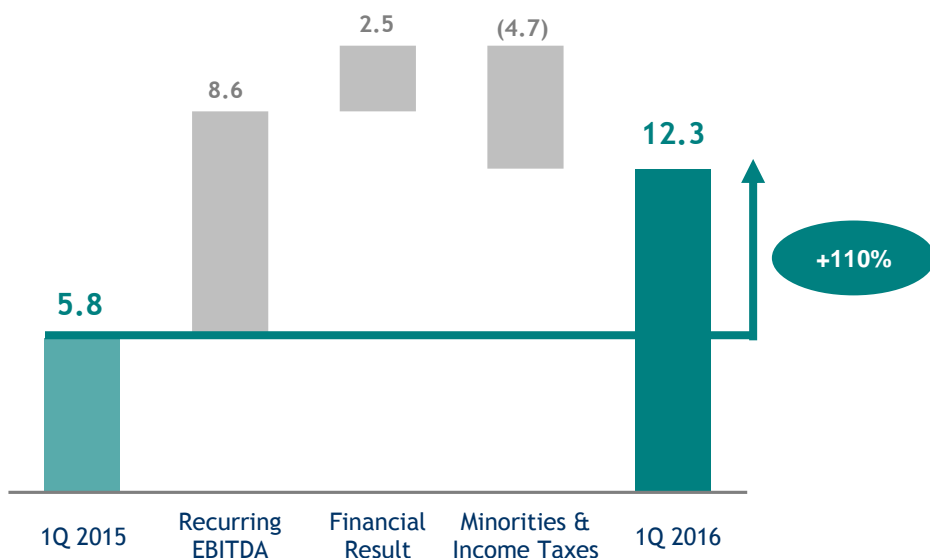
4 FINANCIAL REVIEW - FIRST QUARTER 2016

Positive Momentum in Earnings

Significant increase in Net Profit through:

- Delivery of strong GRI increase based on successful growth strategy
- Savings in financing costs due to active liability management in 2015

Recurring Income - €m - Variance Analysis



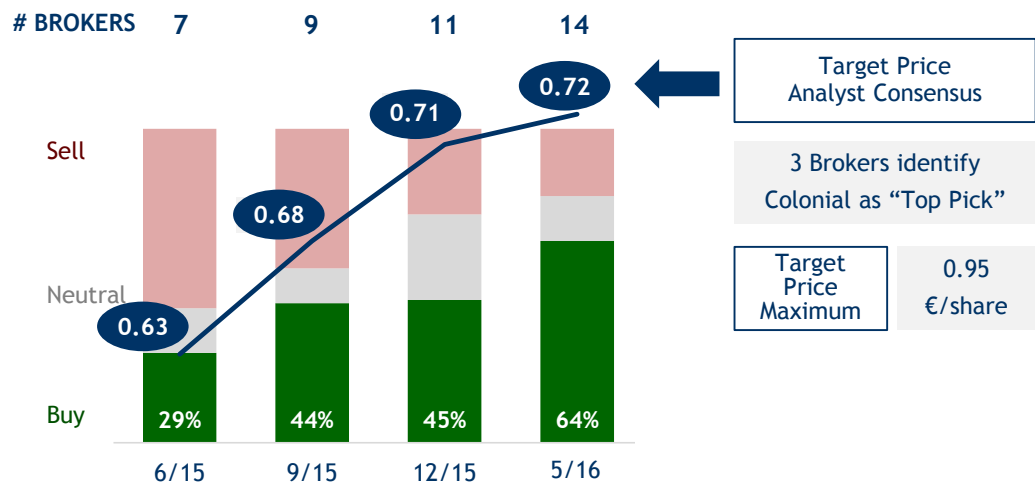
4 FINANCIAL REVIEW - FIRST QUARTER 2016

Strong share price performance

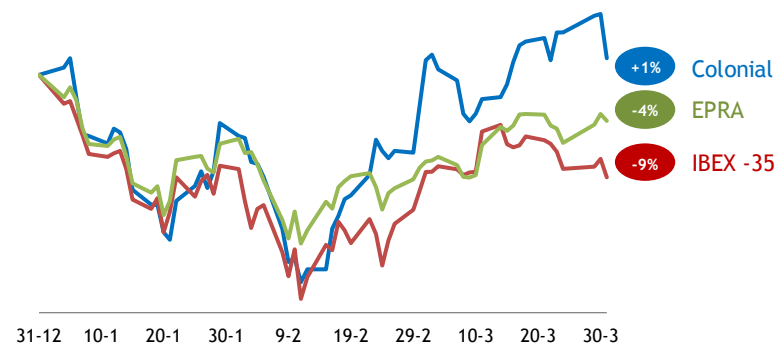
Resilient share price performance in volatile capital markets

- Capital markets with strong support for Colonial's growth strategy
- Share price YTD outperforming benchmarks and peers

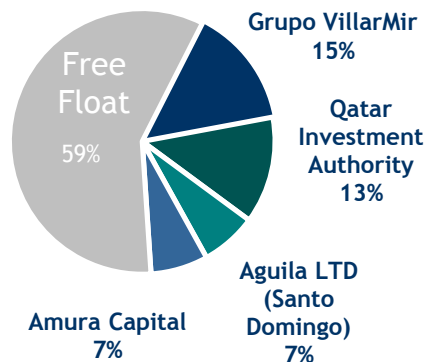
Analyst coverage



Colonial versus Benchmarks

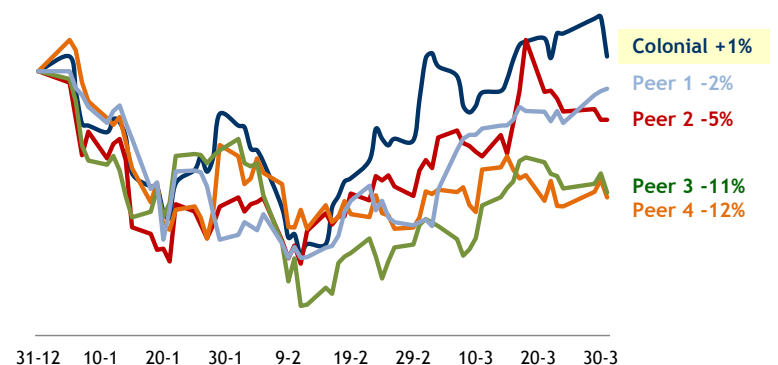


High quality shareholder structure with good liquidity



Market Capitalization ⁽¹⁾	€1,958 m
Free Float ⁽¹⁾	€1,155 m
Av. Daily Trad. Vol. 2016	€5.2 m

Colonial versus Peers Spain



5

GROWTH DRIVERS



5 GROWTH DRIVERS








Value added initiatives - Current pipeline

Prime Factory project execution on track


- Estébanez Calderon finishing demolition works and brokers for commercialization assigned
- Principe de Vergara with ongoing demolishing works

ESTÉBANEZ CALDERÓN 3-5

Good progress on project execution






- ✓ Definition of project parameters 
- ✓ Definition of product features 
- ✓ Assignment of architects - Estudio Lamela 
- ✓ Obtention of the demolition licence 
- ✓ Finishing demolishing works 
- ✓ Obtention of project licence 
- ✓ Assignment of JLL & CBRE for commercialization 

✓ Expected release 2H 2017

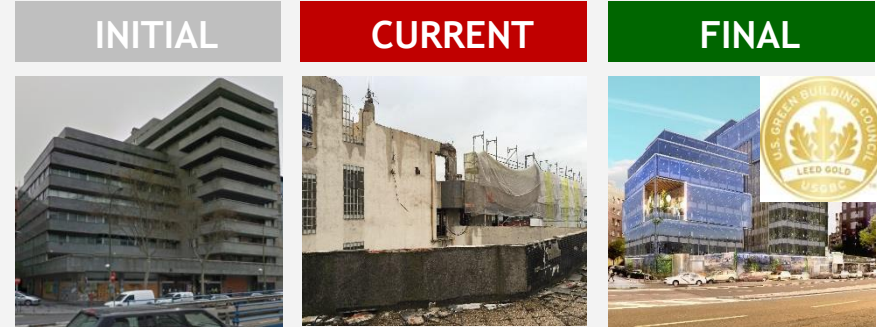


PRÍNCIPE DE VERGARA 112

Good progress on project execution

- ✓ Definition of project parameters 
- ✓ Definition of product parameters 
- ✓ Assignment of architects - Ortiz y León 
- ✓ Obtention of the demolition licence 
- ✓ Demolishing works ongoing 

- ✓ Obtention of project licence Negotiating underway
- ✓ Start of construction works After obtaining project license
- ✓ Expected release 2H 2017



5 GROWTH DRIVERS

Value added initiatives - Current pipeline

Progress on maximizing value creation in recent core acquisitions

- Repositioning works on track optimizing GLA in size and quality
- Assets with good traction in the letting market

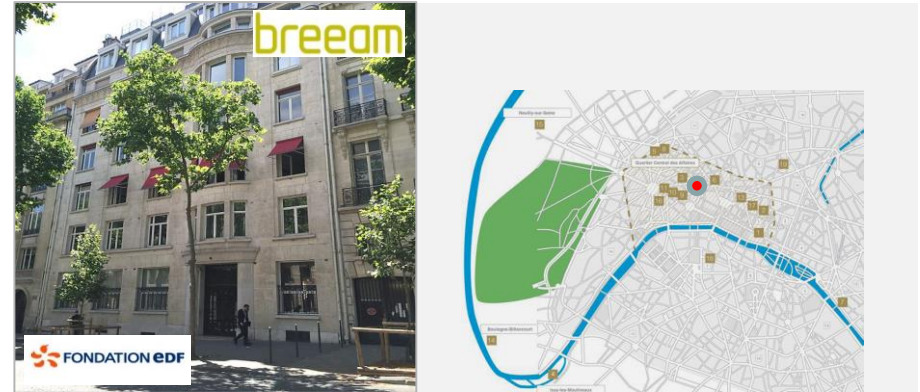
SANTA ENGRACIA



Asset located in an area with significant growth potential

- ✓ Colonial deploying capex on the building in order to enhance the positioning
- ✓ Capturing additional GLA through reorganization of spaces
- ✓ Strong cash flow combined with short term reversion opportunities
- ✓ Breeam good certificate targeted for repositioned product

9, AVENUE PERCIER



Scarce high quality product in Paris Opera

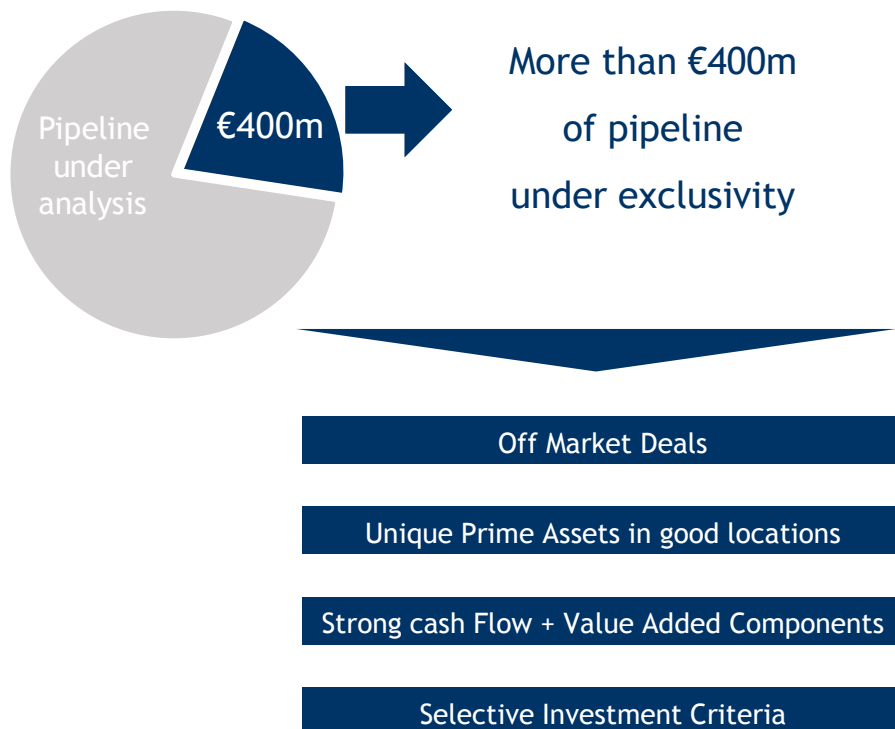
- ✓ Delivery of 1,667 sqm in March 2016
-> First and Third Floor repositioned
- ✓ 1,037 sqm still under refurbishment
- ✓ Breeam very good label envisaged for final product

5 GROWTH DRIVERS New Acquisitions - Current pipeline

Acquisition pipeline of more than €400m under exclusivity

- Colonial is currently negotiating under exclusivity the acquisition of more than €400m of Pure Prime Office Assets, that could be executed in the next weeks
- All this opportunities of high quality products have been sourced through off market transactions

Acquisitions Pipeline



- The pipeline under exclusivity consists in the acquisitions of several unique prime office assets
- The envisaged acquisition pipeline is interesting for the following reasons:
 1. The assets are located in the city center of Colonial’s core markets, offering a unique positioning in every segment
 2. The pipeline represents an interesting balance of core investment with prime factory value creation potential
 3. Total fit with Colonial’s selective investment criteria in terms of risk adjusted return
 4. The acquisition of this pipeline would accelerate the company’s business plan at an optimal market timing

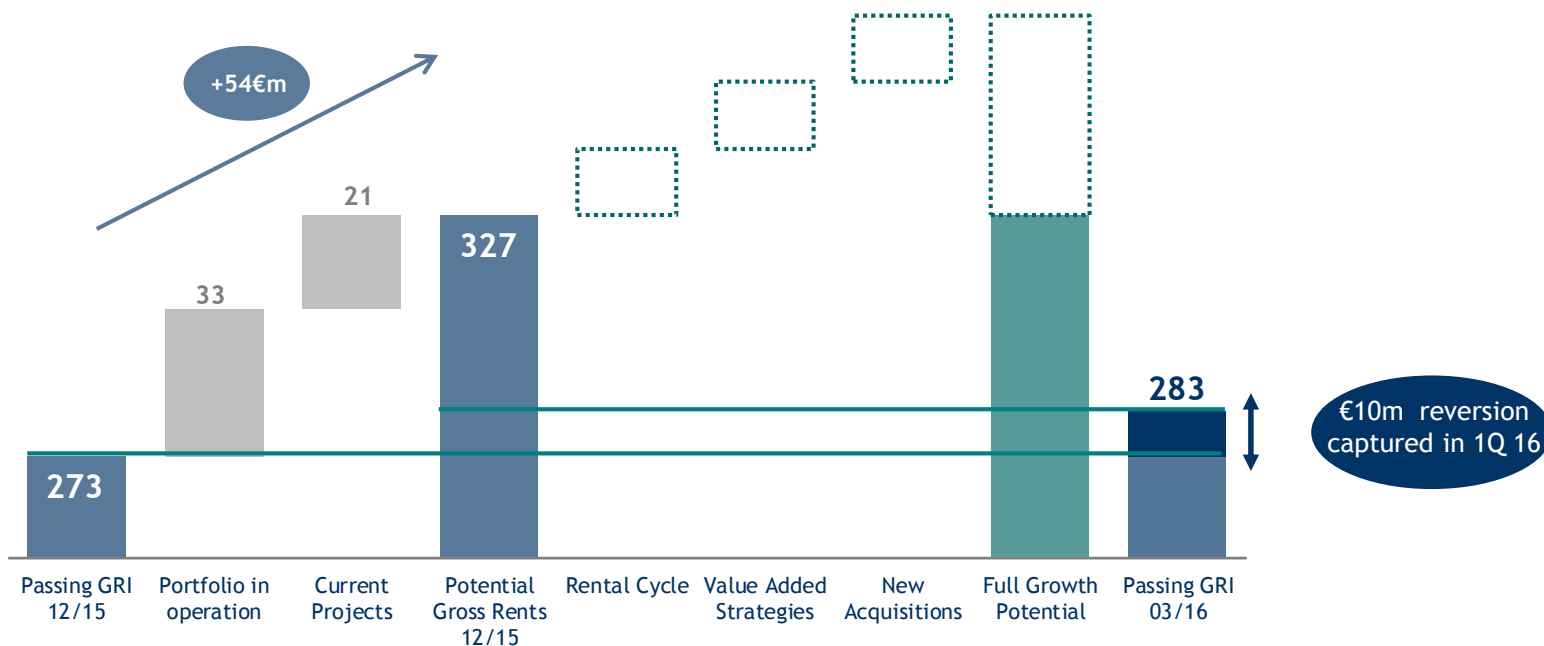
5 GROWTH DRIVERS

Attractive growth profile

Attractive growth profile in Rents & Value

- Current Portfolio & Projects with significant reversion potential
- 1Q 2016 with proven delivery of GRI reversion
- Additional value creation through successful execution of growth strategy in a context of attractive market cycles

Reversionary Potential as of 12/15 - Annualized Passing Gross Rental Income¹ - €m



5 GROWTH DRIVERS

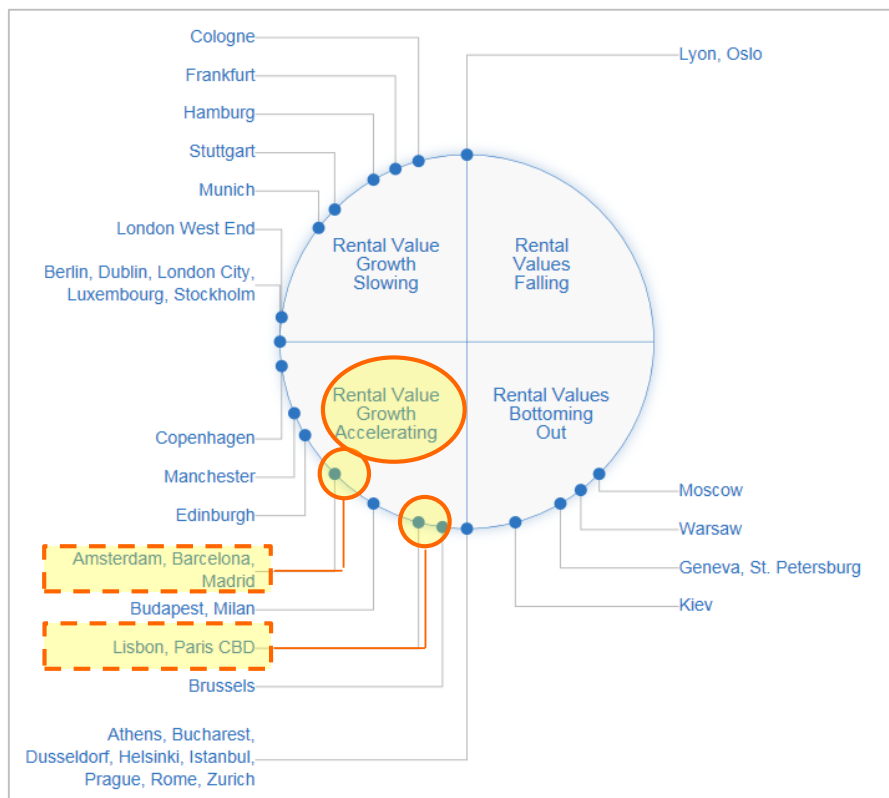
Colonial's positioning in rental cycle looks good

Colonial's positioning in rental cycle looks good

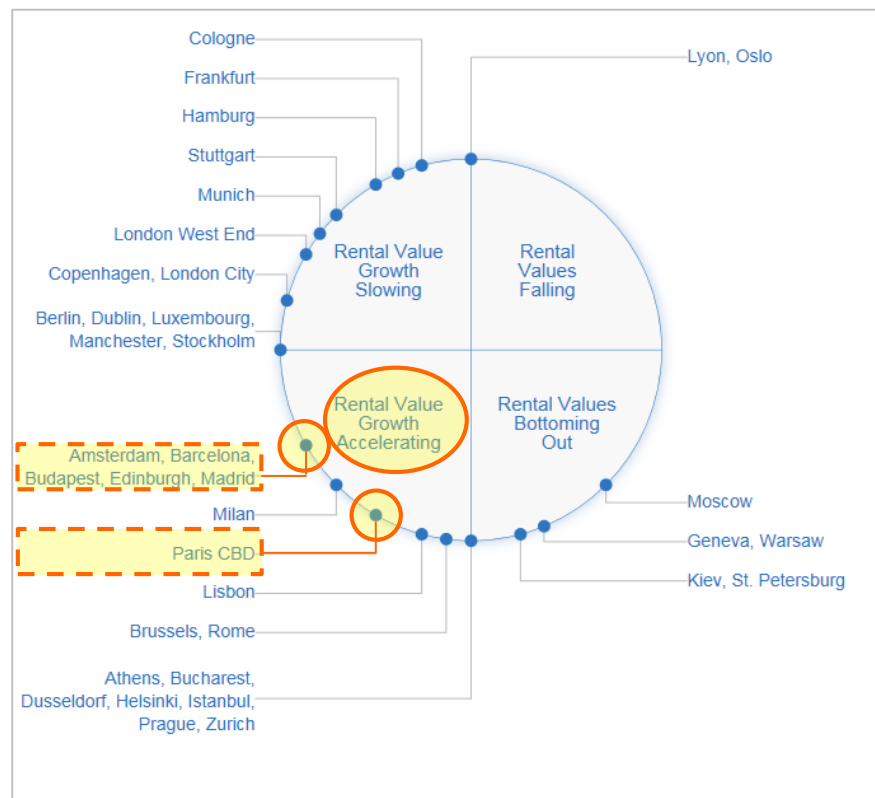
- Madrid & Barcelona remain as most attractive European markets in rental growth perspective
- Paris CBD gaining important momentum in rental price acceleration

European Property Clock - JLLS⁽¹⁾

4Q 2015



1Q 2016



6

CONCLUSION & OUTLOOK



Delivery of Growth Strategy on track

1. Superior performance of prime positioning - beating IPD in all markets
2. Strong occupancy improvement in a year
3. Double digit rental growth
4. Capturing reversion ensures positive momentum going forward
5. Acquisition pipeline of €400m under exclusivity
6. Solid base for profitable growth & value creation
7. Capital market supports Colonial's strategy

Confident Outlook

1. CBD markets with solid fundamentals
2. Colonial's positioning in rental cycle looks good
3. Additional value creation to be captured in current portfolio
4. Selective acquisition approach ongoing
5. Active asset allocation to maximize value



Q & A



Profit & Loss Accounts

Results analysis - €m	1Q 2016	1Q 2015
Gross Rents	66	55
Net operating expenses ⁽¹⁾	(7)	(6)
Overheads	(9)	(8)
Recurring EBITDA	50	41
Recurring financial result	(20)	(23)
Income tax expense & others - recurring	(3)	(3)
Minority interests - recurring	(14)	(10)
Recurring Earnings	12	6
Variation of the asset value & Provisions	0	0
Non-recurring financial result & MTM	(2)	(2)
Income tax & others - non-recurring	(0)	(0)
Minority interests - non-recurring	1	1
Profit attributable before discontinued operations	11	5

(1) Includes other income

Recurring Earnings Income - €m - Variance Analysis

